



 Eastern Power Distribution Company Of AP Limited						Customer Support CALL US : 1912			
ET DIGITAL BILL FOR THE MONTH OF April 2023						GST NO : 37AAACE976812H			
Service Details			Consumer Details			BILL DATE 01-05-2023	DUE DATE FOR PAYMENT 15-05-2023		
Contracted MD(KVAH-PP)	100 (KVAH-PP)	SC. No VSP1758	AVANTHI INSTITUTE OF PHARMACEUTICAL SCIENCES						
Specified Voltage(KVA)	11KV	HyNo 1253.A.S.6.7.8	Near muthi showtom, Lnaganapalem village						
Actual Voltage	11KV		Bharamil, Vithalapuram						
Category	RA91								
Feeder Type	COMMON								
Total Monthly Consumption Details									
Particulars	Date	KVAH	KVARh	KVA	TOD PEAK	TOD OFF PEAK	COLONY	PF	LF
Reading as on	01/05/2023	351217	366584	50.940	-	-	-	-	-
Reading as on	01/04/2023	35743.5	300027	-	-	-	-	-	-
Difference	-	15473.5	16257	-	-	-	-	-	-
Multiplying Factor	-	1.0	1.0	-	-	-	-	-	-
Total Consumption	-	15473	16257	50.940	0.00	0.00	-	0.95	14
Energy Loss Consumption	-	-	3000	120.000	-	-	-	-	-
Loss Consumption	-	-	16257	-	-	-	-	-	-
L & F	-	-	-	-	-	-	-	-	0.00
Segregiated Colony	-	-	-	-	-	-	-	-	-
Open Access Consumption Details									
Supplier Name		KVAH Share		KVA Share		%Wholesale			
Solar Units		0		256.000		0			
Billing Summary									
Particulars	Billing Issue Date	KVAH	KVA	TOD PEAK	TOD OFF PEAK	COLONY			
Billed Units	01-05-2023	15491	120.000	0.00	0.00	0			
BILL DETAILS									
Particulars	Units	Rate Per Unit	Amount (Rs.)						
Demand Charges (Normal)	0.00	475	57000						
Demand Charges (Penalty @ 50%)	0.00	900	0						
Energy Charges (Bill Units)	15491	7.60	118006.10						
Energy Excess Charges	0.00		0						
Shedding Duty Charges	16257	1	16257						
Colony Charges	0.00	0.00	0						
L & F Charges	0.00		0						
Energy Charges including Fuel Cost Adjustment			0.00						
Fuel Surcharge Adjustment			0.00						
Time up Charge			0						
PPFA Charge			1635.2						
TD Charges			-4006						
TD Incentive (-)			0						
Sub Total			197404.35						
Customer Charges			1400						
GST support charges			1200						
Billing Charges			0						
LPF Charges			0						
RICWH Surcharge Hybrid			0						
RICWH Surcharge Wind			0						
Open Access CSS			0						
ACD Surcharge			0						
Late Payment Charges			0						
Interest on ED			0						
Penal Interest			0						
Transformer Hire Charges			0						
Differential Voltage Surcharges			0						
Load Factor Incentive (-)			0						
Total For The Month			200010.35						
TCS			0						
2% Rebate Appl/ODS Provision			0						
Ferro Incentive (-)			0						
Prodded Cost Adj(-)			0						
Net ICD Amount (CD - TOD) (21.05-21.11.23)			19026						
Other Credit Adj			0						
Losses (Loss Gain)			-0.30						
NET BILL			180746						
(Previous Years (Months before 31- Mar-2023)			0.00						
(Current Years (Months after 01-Apr-2023)			-0.10						
Net Payable Rs.			180746						

This is a system generated bill for information. please refer to the bill issued by SAC of the circle only. (Rupees One Lakh Eighty Thousand Seven Hundred and Forty Six Only)



PRINCIPAL
 Avanthi Institute of Pharmaceutical Sciences
 Cherukupally (V), Bhogapuram Mandal
 Vizianagaram Dt., - 531162



ESTD : 2005

AVANTHI INSTITUTE OF PHARMACEUTICAL SCIENCES

(Approved by A.I.C.T.E, P.C.I, New Delhi, Recognized by the Govt. of A.P. & Affiliated to JNTUGV - Vizianagaram)
 Cherukupally (Village), Chittivalasa (SO), Bhogapuram (Mandal), Vizianagaram (Dist) -531162.
 www.avanthipharma.ac.in, principal@avanthipharma.ac.in

 <small>ఆంధ్ర ప్రదేశ్ విద్యుత్ పంపిణీ సంస్థ</small> <small>Eastern Power Distribution Company Of AP Limited</small>		<small>Customer Support</small> <small>CALL US : 1912</small>		
<small>MT DIGITAL BILL FOR THE MONTH OF June 2023</small>				<small>GBT NO: 37AAACE878B12H</small>
Service Details		Consumer Details		
Contracted MD(KVA/HP)	100 (KVA/HP)	AC No	VSP1758	
Specified Voltage(KV)	11KV	RURAL/URBAN R/T/UTE OF PHARMACEUTICAL SCIENCES		
Actual Voltage	11KV	Type 223,4,5,6,7,8		
Category	BP-3	near month showroom, Tugapalem village		
Feeder Type	COMMON	Dismal, Mahalapalem		
Total Monthly Consumption Details				
Particulars	Date	KWH	KVAH	
Reading as on	05/07/2023	365457.5	363143.5	
Reading as on	05/06/2023	366532	363037	
Difference	-	8925.5	89106.5	
Multiplying Factor	-	1.0	1.0	
Total Consumption	-	8925	10106	
Monthly Min Consumption	-	-	3000	
Max Consumption	-	-	120,000	
L & F	-	-	-	
Segregated Colony	-	-	-	
Open Access Consumption Details				
Supplier Name		KWH Share	KVA Share	
Total Units		0	1071,000	
Billing Summary				
Particulars	Bill Issue Date	KWH	KVA	
Billed Units	05-07-2023	8136	120,000	
BILL DETAILS				
Particulars	Units	Rate Per Unit	Amount(Rs.)	
Demand Charges(Normal)			57000	
Demand Charges(Formal (90%))			0	
Energy Charges(W/ Unless)			62240.5	
Energy Excess Charges			0	
Broodity Duty Charges			10107	
Colony Charges			0	
L&F Charges			0.00	
Energy Charges Including Fuel Cost Adjustment			0.00	
Fuel Surcharge Adjustment			0.00	
Trou up Charge			0	
FRPCA Charge			2048.5	
TOD Charges			2430	
TOD Incentive (-)			0	
Sub Total		138826.3		
Customer Charges			1406	
Grid support charges			1200	
Withholding Charges			0	
LPF Charges			0	
RCURH Surcharge Hydel			0	
RCURH Surcharge Wind			0	
Open Access CSS			0	
ACD Surcharge			0	
Late Payment Charges			15	
Interest on EO			0	
Rental Interest			0	
Transformer Hire Charges			0	
Differential Voltage Surcharges			0	
Load Factor Incentive (-)			0	
Total F of The Month		141432.1		
TCS			142	
TCS 3F			0	
2% Rebate App/CD/Fication			0	
Power Incentive (-)			0	
Ported Cost Adj (-)			0	
Net ICD Am/CD-TDS @D-Dig-s			0	
Other Credit Adj			0	
Loss con Gain			-0.3	
NET BILL		141574		
(Previous Years (Feyars before 31-Mar-2023)			0.00	
(Current Years (Feyars after 01-Apr-2023)			-211.16	
Net Payable Rs.		141363		
<small>This is a system generated bill for information, please refer to the bill issued by SAC of the circle only.</small>		<small>(Rupees One Lakh Forty One Thousand Three Hundred and Sixty Three Only)</small>		



PRINCIPAL
 Avanthi Institute of Pharmaceutical Sciences
 Cherukupally (V), Bhogapuram Mandal
 Vizianagaram Dt., - 531162



<p align="center">ఆంధ్ర ప్రదేశ్ విద్యుత్ పంపిణీ సంస్థ Eastern Power Distribution Company Of AP Limited <small>AP State Electricity Board, Hyderabad, India. Tel: 05122611111</small></p>						Customer Support CALL US : 1912			
NET DIGITAL BILL FOR THE MONTH OF July 2023						GST NO : 37AAACE876812H			
Service Details Contract MO/CM/MP: 100 (KUM/MP) Specified voltage(KVA): 11KV Actual Voltage: 11KV Category: B4F Feeder Type: COMMON			Consumer Details GC. No VSP1758 AVANTHI INSTITUTE OF PHARMACEUTICAL SCIENCES Pyno 12y1,4,5,6,7,8 Near/multi showroom,Trinagarapalem village Bheemili, Vizianagaram			BILL DATE 01-08-2023		DUE DATE FOR PAYMENT 15-08-2023	
Total Monthly Consumption Details									
Particulars	Date	KWH	KVAH	KVA	TOD PEAK	TOD OFF PEAK	COLONY	PF	LF
Reading as on	01/07/2023	37936.5	46643	43.320	-	-	-	-	-
Reading as on	01/08/2023	39547.5	38144.5	-	-	-	-	-	-
Difference	-	1611	13489.5	-	-	-	-	-	-
Multiplying Factor	-	10	1.0	1.0	-	-	-	-	-
Total Consumption	-	1611	13489.5	43.320	0.00	0.00	-	0.92	11
Monthly Min Consumption	-	-	3990	120.000	-	-	-	-	-
Max Consumption	-	-	13489	-	-	-	-	-	-
L & F	-	-	-	-	-	-	-	-	0.00
Segregated Colony	-	-	-	-	-	-	0	-	-
Open Access Consumption Details									
Supplier Name	KWH Share			KVA Share		%Wholesale			
Power Link	0			0		0			
Billing Summary									
Particulars	Billing Date	KWH	KVA	TOD PEAK	TOD OFF PEAK	COLONY			
Power Link	01-01-2023	12336	120.000	0.00	0.00	0			
BILL DETAILS									
Particulars	Units	Rate Per Unit	Amount(Rs.)						
Demand Charges(Normal)	100	475	47500						
Demand Charges(Penal)(50%)	0	950	0						
Energy Charges(W Units)	1611	7.49	11994.7						
Energy Excess Charges	0	0	0						
Standby Duty Charges	15470	1	15470						
Colony Charges	0	0.00	0						
L&F Charges	-	-	0.00						
Energy Charges(Including Fuel Cost Adjustment)	-	-	0.00						

Fuel Surcharge Adjustment	0.00
Tie up Charge	0
RRPCA Charge	9644.44
T&D Charges	2947
T&D Incentive (-)	0
Sub Total	178977.14
Customer Charges	1406
Grid support charges	1299
Wholesale Charges	0
LPF Charges	0
R/W/H Surcharge Hydel	0
R/W/H Surcharge Wind	0
Open Access C&S	0
ACD Surcharge	0
Late Payment Charges	0
Interest on E/D	0
Rural Interest	0
Transformer Hire Charges	0
Differential Voltage Surcharges	0
Load Factor Incentive (-)	0
Total of The Month	181583.14
TCS	182
TCS 2F	0
25% Rebate Appl/CGST/Position	0
Ferry Incentive (-)	0
Pooled Cost Adj (-)	0
Net ICD Am/B CD -TDS @10% (-)	0
Other Credits Adj	0
Loss/Gain	-4.14
NET BILL	181765
(Previous Years (Firms) before 31- Mar-2023)	0.00
(Current Years (Firms) after 01-Apr-2023)	-142.16
Net Payable Rs.	181623

This is a system generated bill only for information. please refer to the bill issued by SAC of the circle only.
 (Rupees One Lakh Eighty One Thousand Six Hundred and Twenty Three Only)



PRINCIPAL
 Avanthi Institute of Pharmaceutical Sciences
 Cherukupally (V), Bhogapuram Mandal
 Vizianagaram Dt., - 531162



ESTD : 2005

AVANTHI INSTITUTE OF PHARMACEUTICAL SCIENCES
 (Approved by A.I.C.T.E, P.C.I, New Delhi, Recognized by the Govt. of A.P. & Affiliated to JNTUGV - Vizianagaram)
 Cherukupally (Village), Chittivalasa (SO), Bhogapuram (Mandal), Vizianagaram (Dist) -531162.
 www.avanthipharma.ac.in, principal@avanthipharma.ac.in

 ఆంధ్ర ప్రదేశ్ విద్యుత్ పంపిణీ సంస్థ Eastern Power Distribution Company Of AP Limited						Customer Support CALL US : 1912	
BT DIGITAL BILL FOR THE MONTH OF August 2023						GST NO: 37AAACE908812H	
Service Details			Consumer Details			BILL DATE 01-09-2023	DUO DATE FOR PAYMENT 15-09-2023
Connected MOP(VAR/PI)	ED (KUR/HP)	IC No VSP1738	KURUWARRA BR/LE OF PHARMACEUTICAL SERVICES				
Gridfeed Voltage(kVA)	11KV		S/No 123,4,5,6,7,8				
Actual Voltage	11KV		near mutthi showrom,Tranapalem village				
Category	BE2		Bharamli, Vishukapuram				
Feeder Type	COMMON						
Total Monthly Consumption Details							
Particulars	Date	KURH	KURM	KUR	TOD PEAK	TOD OFF PEAK	COLONY
Reading as on	01/08/2023	30275.5	42004	39 980	-	-	-
Reading as on	01/09/2023	30788.5	49013	-	-	-	-
Difference		5117	13691	-	-	-	-
Multiplying Factor		1.0	1.0	-	-	-	-
Total Consumption		5117	13691	39 980	0.00	0.00	0.00
Monthly Min Consumption		-	3000	120 000	-	-	-
Max Consumption		-	13691	-	-	-	-
L.S.F		-	-	-	-	-	0.00
Disaggregated Colony		-	-	-	-	-	-
Open Access Consumption Details							
Supplier Name			KURH Share		KUR Share		% Wheeling
Solar Units			0		120 000		0
Billing Summary							
Particulars	Bill Issue Date	KURH	KUR	TOD PEAK	TOD OFF PEAK	COLONY	
Solar Units	01-09-2023	12096	120 000	0.00	0.00	0	
BILL DETAILS							
Particulars	Units	Rate Per Unit	Amount(Rs.)				
Demand Charges(Normal)		150	475				5700
Demand Charges(Penal(90%))		0	900				0
Energy Charges(R Units)	12096	7.59	92457.9				
Energy Excess Charges	0		0				0
Electricity Duty Charges	12096	8	13017				
Colony Charges	0	0.00	0				0
L.S.F Charges			0.02				0.02
Energy Charges Including Fuel Cost Adjustment			0.00				0.00
Fuel Surcharge Adjustment							
Run up Charge							0.00
PPFCA Charge							1333.43
T&C Charges							1052
T&D Incentive (-)							0
Sub Total							
Customer Charges							179065.33
Grid support charges							1400
Wheeling Charges							1200
SPF Charges							0
RKURH Surcharge Hybrid							0
RKURH Surcharge Wind							0
Open Access CSE							0
ACD Surcharge							0
Late Payment Charges							0
Interest on ED							0
Rural Interest							0
Transformer Hire Charges							0
Differential Voltage Surcharge							0
Load Factor Incentive (-)							0
Total For The Month							
TCS							162
TCS 3IF							0
2% Rebate (pp/COG Provision)							0
Femo Incentive (-)							0
Fixed Cost Adj. (-)							0
Net WGS (Net WGS - TCS) (-)							0
Other Credit Adj							-4.35
NET BILL							
(Previous Years/Issues before 31-Mar-2023)							181853
(Current Years/Issues after 01-Apr-2023)							6.00
Net Payable Rs.							
							181671
This is a system generated bill for information. please refer to the bill issued by SAC of the circle only.							
(Rupees One Lakh Eighty One Thousand Six Hundred and Seventy One Only)							



PRINCIPAL
Avanthi Institute of Pharmaceutical Sciences
 Cherukupally (V), Bhogapuram Mandal
 Vizianagaram Dt., - 531162



Eastern Power Distribution Company Of AP Limited <small>ESTD: 1975</small>						Customer Support CALL US : 1912			
BT DIGITAL BILL FOR THE MONTH OF September 2023						GST NO : 37AAACE076812H			
Service Details Contacted MD(CU&PF) : Specified Voltage(KVA): Actual Voltage: Category: Feeder Type:			Consumer Details DC. No VSP 1702: AVANTHI INSTITUTE OF PHARMACEUTICAL SCIENCES Sy.No 42/3,4,5,6,7,8 Near murthi showroom,Tragapalem village Bhovani, Vishakapatnam			BILL DATE 01-10-2023		DUE DATE FOR PAYMENT 15-10-2023	
Total Monthly Consumption Details									
Particulars	Date	KWH	KVAR	KVA	TOD PEAK	TOD OFF PEAK	COLONY	PF	LF
Reading as on	01/10/2023	386218.5	426251	47.380	-	-	-	-	-
Reading as on	01/09/2023	386875.5	426204	-	-	-	-	-	-
Difference	-	65343	5947	-	-	-	-	-	-
Multiplying Factor	-	1.0	1.0	1.0	-	-	-	-	-
Total Consumption	-	65343	19947	47.390	0.00	0.00	-	0.96	13
Priority Min Consumption	-	-	3000	120.000	-	-	-	-	-
Net Consumption	-	-	19947	-	-	-	-	-	-
L & F	-	-	-	-	-	-	-	-	0.00
Segregiated Colony	-	-	-	-	-	-	0	-	-
Open Access Consumption Details									
Supplier Name	KWH Share		KVA Share		% Wheeling				
Solar Units	0		354.000		0				
Billing Summary									
Particulars	Billing Issue Date	KWH	KVA	TOD PEAK	TOD OFF PEAK	COLONY			
Solar Units	01-10-2023	19081	120.000	0.00	0.00	0			
BILL DETAILS									
Particulars	Units	Rate Per Unit	Amount(Rs.)						
Demand Charges(Normal)	50	475	57500						
Demand Charges(Penal @80%)	0	950	0						
Energy Charges(@ Units)	19081	7.65	146461.45						
Energy Excess Charges	0	0	0						
Bedstead Duty Charges	65343	0	15343						
Colony Charges	0	0.00	0						
LSF Charges	-	-	0.00						
Energy Charges Including Fuel Cost Adjustment	-	-	0.00						

Fuel Surcharge Adjustment	0.00
True up Charge	0
PPSC Charge	13008.73
SD Charges	3630
SD Incentive (-)	0
Sub Total	204044.18
Customer Charges	1100
Grid support charges	1200
Wheeling Charges	0
UPF Charges	0
RCU(H) Surcharge Hybrid	0
RCU(H) Surcharge Wind	0
Open Access CSS	0
ACD Surcharge	0
Late Payment Charges	0
Interest on E.D	0
Penal Interest	0
Transformer Hire Charges	0
Differential Voltage Surcharges	0
Load Factor Incentive (-)	0
Total F or The Month	206650.18
TCS	207
TCS, SF	0
2% Rebate Applicable	0
Fuel Incentive (-)	0
Fuel Cost Adj(-)	0
Net ICD Am([ICD-TDS @-0%])	0
Other Credit Adj	0
Loss (or) Gain	-6.18
NET BILL	206657
(Previous Years Demand before 31-Mar-2023)	0.00
(Current Years Demand after 01-Apr-2023)	-162.16
Net Payable Rs.	206675

This bill is a system generated bill for information please refer to the bill/amount by 30th of the cycle only.

(Rupees Two Lakhs Six Thousand Six Hundred and Seventy Five Only)



PRINCIPAL
 Avanthi Institute of Pharmaceutical Sciences
 Cherukupally (V), Bhogapuram Mandal
 Vizianagaram Dt., - 531162



Service Details		Consumer Details		BILL DATE		DUE DATE FOR PAYMENT	
Contracted MD/Unit/Phy	ED (KVA/Phy)	SC No. VSP1758		03-11-2023		17-11-2023	
Specified Voltage(KVA)	11KV	AVANTHI INSTITUTE OF PHARMACEUTICAL SCIENCES					
Actual Voltage	11KV	Ph/Ao 12y3.4.5.R.Z.S					
Category	SES1	near mutthi shomam, Tinagatapalem village					
Feeder Type	COMMON	Shamir, Vishakapatnam					
ET DIGITAL BILL FOR THE MONTHS OF October 2023				GST NO : 37AAACE876812H			
Total Monthly Consumption Details							
Particulars	Date	KWH	KVARH	KVA	TOD PEAK	TOD OFF PEAK	COLONY
Reading as on	01/10/2023	40708	44865	41.900	-	-	-
Reading as on	01/10/2023	36215.5	43625.1	-	-	-	-
Difference	-	7479.5	12314	-	-	-	-
Multiplying Factor	-	1.0	1.0	-	-	-	-
Total Consumption	-	7479.5	12314	41.900	0.00	0.00	0.00
Monthly Min Consumption	-	-	3000	120.000	-	-	-
Max Consumption	-	-	12314	-	-	-	-
L & F	-	-	-	-	-	-	0.00
Segregated	-	-	-	-	-	-	-
Colony	-	-	-	-	-	-	-
Open Access Consumption Details							
Supplier Name		KWH Share	KVA Share	% Wheeling			
Solar Units		0	0.000	0			
Billing Summary							
Particulars	Billing Issue Date	KWH	KVA	TOD PEAK	TOD OFF PEAK	COLONY	
Bill Limits	03-11-2023	5000	120.000	0.00	0.00	G	
BILL DETAILS							
Particulars	Units	Rate Per Unit	Amount (Rs.)				
Demand Charges (Normal)	00	57.00	5700.00				
Demand Charges (Penal @ 20%)	00	900.00	900.00				
Energy Charges (Bill Limits)	9000	7.60	68400.00				
Energy Excess Charges	00	-	0.00				
Grid/Duty Charges	11420	1.00	11420.00				
Colony Charges	00	0.00	0.00				
L&F Charges	00	0.00	0.00				
Energy Charges Including Fuel Cost Adjustment	00	0.00	0.00				
Fuel Surcharge Adjustment			0.00				
Truc up Charge			0.00				
PPFCA Charge			10682.33				
TD Charges			288.00				
TD Incentive (-)			0.00				
Sub Total			153008.25				
Customer Charges			1400.00				
Grid support charges			1200.00				
Wheeling Charges			0.00				
LPF Charges			0.00				
RKURH Surcharge Hydel			0.00				
RKURH Surcharge Wind			0.00				
Open Access CSS			0.00				
ACD Surcharge			0.00				
Late Payment Charges			0.00				
Interest on ED			0.00				
Rental Interest			0.00				
Transformer Hire Charges			0.00				
Differential Voltage Surcharges			0.00				
Load Factor Incentive (-)			0.00				
Total For The Month			155214.25				
TCS			124.00				
TCS SF			0.00				
25% Rebate Application			0.00				
Form Incentive (-)			0.00				
Pooled Cost Adj (-)			0.00				
Net ICD Amt@CD-TDS@0-0%			0.00				
Other Credit Adj			0.00				
Loss on Gain			-0.25				
NET BILL			155770.00				
Previous Years (Months before 31-Mar-2023)			0.00				
Current Years (Months after 01-Apr-2023)			-207.99				
Net Payable Rs.			155562.01				
This is a system generated bill only, for information please refer to the bill issued by S&D of the grid only.			(Rupees One Lakh Fifty Five Thousand Five Hundred and Sixty Three Only)				
SD Amount: 372600							



PRINCIPAL
 Avanthi Institute of Pharmaceutical Sciences
 Cherukupally (V), Bhogapuram Mandal
 Vizianagaram Dt., - 531162



ESTD : 2005

AVANTHI INSTITUTE OF PHARMACEUTICAL SCIENCES
 (Approved by A.I.C.T.E, P.C.I, New Delhi, Recognized by the Govt. of A.P. & Affiliated to JNTUGV - Vizianagaram)
 Cherukupally (Village), Chittivalasa (SO), Bhogapuram (Mandal), Vizianagaram (Dist) -531162.
 www.avanthipharma.ac.in, principal@avanthipharma.ac.in

 Eastern Power Distribution Company Of AP Limited						Customer Support CALL 95 . 1912	
RT DIGITAL BILL FOR THE MONTH OF November 2023						GST NO. 37AAACE8676E12H	
Service Details			Consumer Details			BILL DATE	DDR DATE FOR PAYMENT
Contracted MDP (KVA)		50 (KVA)	SC No: YSP1738		01-12-2023		15-12-2023
Specified Voltage (KV)		11KV	SURVIVORS WTR OF PHARMACEUTICAL SCIENCES				
Actual Voltage		11KV	S/No: 12/SLA,SL,7,8				
Category		B43	near murthi showroom, Vizianagaram village				
Feeder Type		COMMON	Shamsi, Mahapatram				
Total Monthly Consumption Details							
Particulars	Date	KWH	KVARH	KVA	TOD PEAK	TOD OFF PEAK	COLONY
Reading as on	05/12/2023	40721.97	48287.5	42.640	-	-	-
Reading as on	05/12/2023	40788	48365	-	-	-	-
Difference	-	666.03	77.75	-	-	-	-
Adjusting Factor	-	1.0	1.0	1.0	-	-	-
Total Consumption	-	666.03	77.75	42.640	0.00	0.00	-
Monthly Min Consumption	-	-	-	126.000	-	-	-
Max Consumption	-	-	-	-	-	-	-
L & F	-	-	-	-	-	-	0.00
Regulated	-	-	-	-	-	-	-
Colony	-	-	-	-	-	-	0
Open Access Consumption Details							
Supplier Name	KWH Share		KVAH Share		% Wheeling		
Star Unit	0		0		0		
Billing Summary							
Particulars	Bill Issue Date	KWH	KVA	TOD PEAK	TOD OFF PEAK	COLONY	
Star Unit	01-12-2023	1306.1	150.000	0.00	0.00	0	
BILL DETAILS							
Particulars	Units	Rate Per Unit	Amount (Rs.)				
Demand Charge (Normal)	120	4.75	570.00				
Demand Charge (Normal @ 60% I)	0	9.00	0.00				
Energy Charge (Rs/Unit)	1306.1	7.64	9994.60				
Energy Excise Charge	0	0.00	0.00				
Secondary Duty Charge	1306.1	0.00	1306.10				
Colony Charge	0	0.00	0.00				
L&F Charge	0	0.00	0.00				
Energy Charge Including Fuel Cost Adjustment			0.00				
Fuel Surcharge Adjustment			0.00				
Two up Charge			0.00				
PPFCA Charge			2654.00				
TOD Charges			3328.00				
TOD Incentive (-)			0.00				
Sub Total			16174.74				
Customer Charges			1400.00				
Grid support charges			1200.00				
Wheeling Charges			0.00				
CPF Charges			0.00				
RCVH Surcharge Hybrid			0.00				
RCVH Surcharge Wind			0.00				
Open Access CSS			0.00				
ACD Surcharge			0.00				
Late Payment Charges			0.00				
Short on ED			0.00				
Abund Surcharge			0.00				
Transformer Idle Charges			0.00				
Differential Voltage Surcharges			0.00				
Load Factor Incentive (-)			0.00				
Total for this Month			18432.74				
TCS			185.00				
TCS - SF			0.00				
25% Rebate Application			0.00				
Fine Surcharge (-)			0.00				
Product Cost Adj (-)			0.00				
Net BCD Area (CD - TDS) (-)			0.00				
Other Credit Adj			0.00				
Loss (on) Gain			0.00				
NET BILL			18432.74				
(Previous Year bill due before 31-Mar-2023)			0.00				
(Current Year bill due after 01-Apr-2023)			-136.50				
Net Payable Rs.			18432.74				
This is a system generated bill for information purposes only. Please refer to the bill for details.							
(Rupees One Lakh Eighty Four Thousand Three Hundred and Fifty Only)							



PRINCIPAL
 Avanthi Institute of Pharmaceutical Sciences
 Cherukupally (V), Bhogapuram Mandal
 Vizianagaram Dt., - 531162



ESTD : 2005

AVANTHI INSTITUTE OF PHARMACEUTICAL SCIENCES

(Approved by A.I.C.T.E, P.C.I, New Delhi, Recognized by the Govt. of A.P. & Affiliated to JNTUGV - Vizianagaram)
Cherukupally (Village), Chittivalasa (SO), Bhogapuram (Mandal), Vizianagaram (Dist) -531162.
www.avanthipharma.ac.in, principal@avanthipharma.ac.in

 Eastern Power Distribution Company Of AP Limited						Customer Support CALL US : 1912			
HT DIGITAL BILL FOR THE MONTH OF January 2022						GST NO : 37AAACE9878B12H			
Service Details			Consumer Details			BILL DATE		DUE DATE FOR PAYMENT	
Contracted MVA(VARF)	150-80(VARF)	SE No YSF675E	AVANTHI INSTITUTE OF PHARMACEUTICAL SCIENCES			05-02-2022		19-02-2022	
Specified Voltage(KVA)	18 KV	SYNo 12y3.4.5.6.7.8							
Actual Voltage	18 KV	near murthi showroom, Inagapalem village							
Category	BMH	Sheenil, Vithakapetram							
Feeder Type	COMMON								
Total Monthly Consumption Details									
Particulars	Date	KWH	KVARH	KVA	TOD PEAK	TOD OFF PEAK	COLONY	PF	LF
Reading as on	01/02/2022	139910	138040	26.700	-	-	-	-	-
Reading as on	01/01/2022	129264	126772.98	-	-	-	-	-	-
Difference	-	9646	7267.02	-	-	-	-	-	-
Multiplying Factor	-	1.0	1.0	1.0	-	-	-	-	-
Total Consumption	-	9646	7267	26.700	1685	0.00	-	0.8	3
Monthly Min Consumption	-	-	3000	120.000	-	-	-	-	-
Main Consumption	-	-	7267	-	-	-	-	-	0.00
L & F	-	-	-	-	-	-	-	-	-
Segregated Colony	-	-	-	-	-	-	0	-	-
Open Access Consumption Details									
Supplier Name			KWH Share			KVA Share			% Wheeling
Solar Units			0			3940.000			0
Billing Summary									
Particulars	Bill Issue Date	KWH	KVA	TOD PEAK	TOD OFF PEAK	COLONY			
Billed Units	05-02-2022	3357	120.000	1685	0.00	0			
BILL DETAILS									
Particulars	Units	Rate Per Unit	Amount(Rs.)						
Demand Charges(Normal)	120	475	57000						
Demand Charges(Fixed)(20%)	0	900	0						
Energy Charges(All Units)	3357	7.65	25681.05						
Energy Excess Charges	0	-	0						
Electricity Duty Charges	7267	0.06	436.02						
Colony Charges	0	0.56	0						
L&F Charges	-	-	0.00						
Energy Charges Including Fuel Cost Adjustment	-	-	0.00						
Fuel Surcharge Adjustment	-	-	0.00						
Tune up Charge	-	-	0						
FPPCA Charge	-	-	0						
ToD Charges	-	-	1685						
ToD Incentive (-)	-	-	0						
Sub Total			84802.07						
Customer Charges			1406						
Grid support charges			0						
Wheeling Charges			0						
LFF Charges			0						
RCVWH Surcharge Hydel			0						
RCVWH Surcharge Wind			0						
Open/Access CISE			0						
JCD Surcharge			0						
Late Payment Charges			0						
Interest on ED			0						
Rental Interest			0						
Transformer Hire Charges			0						
Differential Voltage Surcharges			0						
Load Factor Incentive (-)			0						
Total For The Month			86208.07						
TCE			0						
TCE_SF			0						
25% Rebate App/IOB/Ration			0						
Farm Incentive (-)			0						
Poolad Cost Adj(-)			0						
Net ICD Amn(CD-TDS)(0-0%)			0						
Other Credit Adj			0						
Loss (or) Gain			-0.00						
NET BILL			86208						
Previous Years/Debits before 31-Mar-2021			0.00						
Current Years/Debits after 01-Apr-2021			-0.00						
Net Payable Rs.			86208						
This is a system generated bill/entry for information, please refer to the bill/entry by SNO of the check only.						(Rupees Eighty Six Thousand Two Hundred and Eight Only)			
SD Amount:372600									



PRINCIPAL
 Avanthi Institute of Pharmaceutical Sciences
 Cherukupally (V), Bhogapuram Mandal
 Vizianagaram Dt., - 531162



ESTD : 2005

AVANTHI INSTITUTE OF PHARMACEUTICAL SCIENCES
 (Approved by A.I.C.T.E., P.C.I., New Delhi, Recognized by the Govt. of A.P. & Affiliated to JNTUGV - Vizianagaram)
 Cherukupally (Village), Chittivalasa (SO), Bhogapuram (Mandal), Vizianagaram (Dist) -531162.
 www.avanthipharma.ac.in, principal@avanthipharma.ac.in

ఆంధ్ర ప్రదేశ్ విద్యుత్ పంపిణీ సంస్థ Eastern Power Distribution Company Of AP Limited					Customer Support CALL US : 1912			
NT DIGITAL BILL FOR THE MONTH OF February 2022					GST NO : 37AAACE9676812M			
Service Details			Consumer Details		BILL DATE		DUE DATE FOR PAYMENT	
Contracted MID(Cust-IP)	100 (KVA-IP)	SC No VSP1758	11 KV		05-03-2022		19-03-2022	
Specified Voltage(V/V)	11 KV	AVANTHI INSTITUTE OF PHARMACEUTICAL SCIENCES	11 KV					
Actual Voltage	11 KV	SyNo 12y3,1,5,6,7,8	11 KV					
Category	SA-91	rear.muthy showson,Traganapalem-village	SA-91					
Feeder Type	COMMON	Bhoemil, Vichalapuram	COMMON					
Total Monthly Consumption Details								
Particulars	Date	KWH	KVAH	KVA	TOD PEAK	TOD OFF PEAK	COLONY	PF
Reading as on	01/03/2022	91913	162082	26.300	-	-	-	-
Reading as on	01/02/2022	82010	158040	-	-	-	-	-
Difference	-	9903	7552	-	-	-	-	-
Multiplying Factor	-	1.0	1.0	-	-	-	-	-
Total Consumption	-	9903	7552	26.300	1882	0.00	-	0.91
Monthly Min Consumption	-	-	3000	120.000	-	-	-	-
Min Consumption	-	-	7552	-	-	-	-	-
L & F	-	-	-	-	-	-	-	0.00
Segregated	-	-	-	-	-	-	-	-
Colony	-	-	-	-	-	-	0	-
Open Access Consumption Details								
Supplier Name	KWH Share		KVA Share		% Wheeling			
Solar Units	0		3083.000		0			
Billing Summary								
Particulars	Bill Issue Date	KWH	KVA	TOD PEAK	TOD OFF PEAK	COLONY		
Billed Units	05-03-2022	4489	120.000	882	0.00	0		
BILL DETAILS								
Particulars	Units	Rate Per Unit	Amount(Rs.)					
Demand Charges(Normal)	120	475	57000					
Demand Charges(Penal)(20%)	0	900	0					
Energy Charges(48 Units)	4489	7.60	34187.85					
Energy Excess Charges	0		0					
Electricity Duty Charges	7152	0.98	453.18					
Colony Charges	0	0.00	0					
L&F Charges	0		0.00					
Energy Charges Including Fuel Cost Adjustment			0.00					
Fuel Surcharge Adjustment			0.00					
Tie-up Charge			0					
FRPCA Charge			0					
ToD Charges			1882					
ToD Incentive (-)			0					
Sub Total			93522.97					
Customer Charges			1400					
Grid support charges			0					
Wheeling Charges			0					
LPF Charges			0					
RKVH Surcharge Hybrid			0					
RKVH Surcharge Wind			0					
Open Access CSS			0					
ADD Surcharge			0					
Late Payment Charges			0					
Interest on ED			0					
Penal Interest			0					
Transformer Hire Charges			0					
Differential Voltage Surcharges			0					
Load Factor Incentive (-)			0					
Total For The Month			94929.97					
TCS			0					
TCS_SF			0					
25% Rebate (By)CODification			0					
Penal Incentive (-)			0					
Pooled Cost Adj(-)			0					
Net COD Amt(EO-TOD)(94929.97)			0					
Other Credits(-)			0					
Loss (or) Gain			0.03					
NET BILL			94929.97					
Previous Years/Months before 31-Mar-2021			0.00					
Current Years/Months after 01-Apr-2021			0.16					
Net Payable Rs.			94929.97					
<small>This is a system generated bill only for information, please refer to the bill issued by SAC of the area only.</small>								
SD Amount:372800			<small>(Rupees Ninety Four Thousand Nine Hundred and Twenty Nine Only)</small>					




PRINCIPAL
 Avanthi Institute of Pharmaceutical Sciences
 Cherukupally (V), Bhogapuram Mandal
 Vizianagaram Dt., - 531162



AVANTHI INSTITUTE OF PHARMACEUTICAL SCIENCES
 (Approved by A.I.C.T.E, P.C.I, New Delhi, Recognized by the Govt. of A.P. & Affiliated to JNTUGV - Vizianagaram)
 Cherukupally (Village), Chittivalasa (SO), Bhogapuram (Mandal), Vizianagaram (Dist) -531162.
 www.avanthipharma.ac.in, principal@avanthipharma.ac.in

Service Details		Consumer Details		BILL DATE		DUE DATE FOR PAYMENT	
Contracted MD(KVAHF)	100 (KVAHF)	IC No VSP1758		05-04-2022		19-04-2022	
Specified Voltage(KVA)	11 KV	AVANTHI INSTITUTE OF PHARMACEUTICAL SCIENCES					
Actual Voltage	11 KV	SyNo 12y3.4.5.6.7.8					
Category	BAFH	near murthi showroom, Traaganpalem village					
Feeder Type	COMMON	Shoemilli, 16thakapatnam					
Total Monthly Consumption Details				GST NO : 37AAACE876812H			
Particulars	Date	KWH	KVARH	KVA	TOD PEAK	TOD OFF PEAK	COLONY
Reading as on	01/04/2022	18913	183272	25300	-	-	-
Reading as on	01/03/2022	11913	165082	-	-	-	-
Difference	-	7000	17690	-	-	-	-
Multiplying Factor	-	1.0	1.0	1.0	-	-	-
Total Consumption	-	7000	17690	25300	2998	0.00	0.97
Monthly Min Consumption	-	-	3000	120000	-	-	-
Main Consumption	-	-	17690	-	-	-	-
L & F	-	-	-	-	-	-	0.00
Segregated Colony	-	-	-	-	-	-	-
Open Access Consumption Details							
Supplier Name		KWH Share		KVA Share		% Wheeling	
Solar Units		0		161000		0	
Billing Summary							
Particulars	Bill Issue Date	KWH	KVA	TOD PEAK	TOD OFF PEAK	COLONY	
Billed Units	05-04-2022	17499	120000	2998	0.00	0	
BILL DETAILS							
Particulars	Units	Rate Per Unit	Amount (Rs.)				
Demand Charges (Normal)	120	475	57000				
Demand Charges (Penal) (50%)	0	900	0				
Energy Charges (All Units)	17499	7.65	133873.35				
Energy Excess Charges	0		0				
Electricity Duty Charges	17690	0.06	1060.5				
Colony Charges	0	0.00	0				
L&F Charges			0.00				
Energy Charges Including Fuel Cost Adjustment			0.00				
Fuel Surcharge Adjustment			0.00				
Tax up Charge			0				
FPPCA Charge			0				
TOD Charges			2998				
TOD Incentive (-)			0				
Sub Total			194856.15				
Customer Charges			1406				
Grid support charges			0				
Wheeling Charges			0				
LPF Charges			0				
RKWH Surcharge Hydel			0				
RKWH Surcharge Wind			0				
Open Access CSE			0				
ACD Surcharge			0				
Late Payment Charges			0				
Interest on ED			0				
Rental Interest			0				
Transformer Hire Charges			0				
Differential Voltage Surcharge			0				
Load Factor Incentive (-)			0				
Total For The Month			196272.15				
TCE			0				
TCS_SF			0				
25% Rebate Application			0				
Femo Incentive (-)			0				
Proided Cost(Avg)-			0				
Net ICD Am(ICD-TDS @0%)-			0				
Other Credit(Avg)			0				
Loss (or) Gain			0.15				
NET BILL			196272				
Previous Year (Increases before 31-Mar-2021)			0.00				
Current Year (Increases after 01-Apr-2021)			-0.15				
Net Payable Rs.			196272				
SD Amount: 372600				This is a system generated bill for information, please refer to the bill issued by SAC of the area office.			
				(Rupees One Lakh Ninety Six Thousand Two Hundred and Seventy Two Only)			




PRINCIPAL
 Avanthi Institute of Pharmaceutical Sciences
 Cherukupally (V), Bhogapuram Mandal
 Vizianagaram Dt., - 531162



ESTD : 2005

ఆంధ్ర ప్రదేశ్ విద్యుత్ పంపిణీ సంస్థ Eastern Power Distribution Company Of AP Limited						Customer Support CALL US : 1912			
ET DIGITAL BILL FOR THE MONTH OF May 2022						GST NO : 37AAACE9876B 12H			
Service Details			Consumer Details			BILL DATE 05-06-2022	DUE DATE FOR PAYMENT 19-06-2022		
Contracted MD(KVAH-F)	150 (KVAH-F)	SC No VSP1758							
Specified Voltage(KVA)	11 KV	AVANTHI INSTITUTE OF PHARMACEUTICAL SCIENCES							
Actual Voltage	11 KV	By No 12y3,4,5,6,7,8							
Category	BM	rear muthi showroom,Tragampalem village							
Feeder Type	COMMON	Bheemli, Vithakapalan							
Total Monthly Consumption Details									
Particulars	Date	KWH	KVAH	KVA	TOD PEAK	TOD OFF PEAK	COLONY	PF	LF
Reading as on	01/05/2022	198504	224293	47 800	-	-	-	-	-
Reading as on	01/05/2022	178134	203189	-	-	-	-	-	-
Difference	-	20370	21104	-	-	-	-	-	-
Multiplying Factor	-	10	10	10	-	-	-	-	-
Total Consumption	-	20370	21104	47 800	000	000	-	0.97	18
Monthly Min Consumption	-	-	3000	120 000	-	-	-	-	-
Main Consumption	-	-	21104	-	-	-	-	-	-
L & F	-	-	-	-	-	-	-	-	0.00
Segregated Colony	-	-	-	-	-	-	0	-	-
Open Access Consumption Details									
Supplier Name	KWH Share	KVA Share	% Wheeling						
Billing Summary									
Particulars	Bill Issue Date	KWH	KVA	TOD PEAK	TOD OFF PEAK	COLONY			
Billed Units	05-06-2022	21104	120 000	000	000	0			
BILL DETAILS									
Particulars	Units	Rate Per Unit	Amount(Rs.)						
Demand Charges(Normal)	120	475	57000						
Demand Charges(Formal)(50%)	0	900	0						
Energy Charges(All Units)	21104	0.00	161445.6						
Energy Excess Charges	0	-	0						
Electricity Duty Charges	21104	1	21104						
Colony Charges	0	0.00	0						
L&F Charges	-	-	0.00						
Energy Charges Including Fuel Cost Adjustment	-	-	0.00						
Fuel Surcharge Adjustment	-	-	0.00						
Tax up Charge	-	-	0						
FPPCA Charge	-	-	-						
Tod Charges	-	-	3412						
Tod Incentive (-)	-	-	0						
Sub Total			242961.6						
Customer Charges			1406						
Grid support charges			1200						
Wheeling Charges			0						
LPF Charges			0						
RKWH Surcharge Hybrid			0						
RKWH Surcharge Wind			0						
Open Access CSS			0						
ACD Surcharge			0						
Late Payment Charges			0						
Interest on ED			0						
Rental Interest			0						
Transformer Hire Charges			0						
Differential Voltage Surcharges			0						
Load Factor Incentive (-)			0						
Total For The Month			245567.6						
TCS			0						
TCS SF			0						
25% Rebate Application			0						
Ferm Incentive (-)			0						
Rated Cost Adj(-)			0						
Net ICD Amt(ICD-TDS)(15836-1584)(-)			14252						
Other Credit Adj			0						
Loss (or)Gain			0						
NET BILL			231316						
Previous Year/years before 31-Mar-2022			0.00						
(Current Year)/years after 01-Apr-2022			0.00						
Net Payable Rs.			231316						
This is a system generated bill for information, please refer to the bill issued by SAC of the district only.									
SD Amount:372600									
(Rupees Two Lakhs Thirty One Thousand Three Hundred and Sixteen Only)									



PRINCIPAL
 Avanthi Institute of Pharmaceutical Sciences
 Cherukupally (V), Bhogapuram Mandal
 Vizianagaram Dt., - 531162



 Eastern Power Distribution Company Of AP Limited						Customer Support CALL US : 1912			
HT DIGITAL BILL FOR THE MONTH OF June 2022						GST NO : 37AAACE978512H			
Service Details			Consumer Details			BILL DATE 05-07-2022	DUE DATE FOR PAYMENT 19-07-2022		
Contracted MO(KVAHP)	150(KVAHP)	SC No VSP1756							
Specified Voltage(KV/A)	11 KV	AVANTHI INSTITUTE OF PHARMACEUTICAL SCIENCES							
Actual Voltage	11 KV	SyNo 12y3A.5.6.7.8							
Category	BMU	near murthi shobaram,Traganapalem village							
Feeder Type	COMMON	Shoorinil, Mahakapuram							
Total Monthly Consumption Details									
Particulars	Date	KWH	KVARH	KVA	TOD PEAK	TOD OFF PEAK	COLONY	PF	LF
Reading as on	01/07/2022	21410.5	210816.5	50360	-	-	-	-	-
Reading as on	01/06/2022	19804	224295	-	-	-	-	-	-
Difference	-	1606.5	16525.5	-	-	-	-	-	-
Multiplying Factor	-	1.0	1.0	1.0	-	-	-	-	-
Total Consumption	-	1606	16525	50360	0.00	0.00	-	0.96	15
Priority Min Consumption	-	-	3000	120000	-	-	-	-	-
Min Consumption	-	-	16525	-	-	-	-	-	-
L & F	-	-	-	-	-	-	-	-	0.00
Segregated	-	-	-	-	-	-	-	-	-
Colony	-	-	-	-	-	-	0	-	-
Open Access Consumption Details									
Supplier Name	KWH Share	KVA Share	% Wheeling						
Solar Units	0	278.000	0						
Billing Summary									
Particulars	Bill Issue Date	KVAH	KVA	TOD PEAK	TOD OFF PEAK	COLONY			
Billed Units	05-07-2022	16248	120000	0.00	0.00	0			
BILL DETAILS									
Particulars	Units	Rate Per Unit	Amount(Rs.)						
Demand Charges(Normal)	120	475	57000						
Demand Charges(Penal)(50%)	0	500	0						
Energy Charges(All Units)	16248	0.00	124297.2						
Energy Excess Charges	0	-	0						
Bexcisty Duty Charges	16525	1	16525						
Colony Charges	0	0.00	0						
L&F Charges	-	-	0.00						
Energy Charges Including Fuel Cost Adjustment	-	-	0.00						
Fuel Surcharge Adjustment	-	-	0.00						
Trip up Charge	-	-	0						
FPPCA Charge	-	-	-						
TxD Charges	-	-	2826						
TxD Incentive (-)	-	-	0						
Sub Total			200649.2						
Customer Charges	-	-	1806						
Grid support charges	-	-	1200						
Wheeling Charges	-	-	0						
LPF Charges	-	-	0						
RKVH Surcharge Hydrol	-	-	0						
RKVH Surcharge Wind	-	-	0						
Open Access CSE	-	-	0						
ACD Surcharge	-	-	0						
Late Payment Charges	-	-	500						
Interest on ED	-	-	10.22						
Penal Interest	-	-	0						
Transformer Hire Charges	-	-	0						
Differential Voltage Surcharges	-	-	0						
Load Factor Incentive (-)	-	-	0						
Total For The Month			203815.42						
TCS	-	-	0						
TCS SF	-	-	0						
25% Rebate Application	-	-	0						
Fees Incentive (-)	-	-	0						
Fixed Cost Adj(-)	-	-	0						
Net ICD Fund@CD-TDS@9%(-)	-	-	0						
Other Credit Adj	-	-	0						
Loss (or) Gain	-	-	-0.42						
NET BILL			203815						
Previous Year/years before 31-Mar-2022	-	-	0.00						
Current Year/years after 01-Apr-2022	-	-	-0.16						
Net Payable Rs.			203815						
This is a system generated bill for information, please refer to the bill issued by SAC of the disc only.									
ED Amount:372933			(Rupees Two Lakhs Three Thousand Eight Hundred and Fifteen Only)						




PRINCIPAL
 Avanthi Institute of Pharmaceutical Sciences
 Cherukupally (V), Bhogapuram Mandal
 Vizianagaram Dt., - 531162



Service Details		Consumer Details		Billing Information					
Contracted MD(Cu/HP)	150 (KV/HP)	CC No VSP1758		BILL DATE	05-08-2022				
Specified Voltage(KvA)	11 KV	AVANTHI INSTITUTE OF PHARMACEUTICAL SCIENCES		DUE DATE FOR PAYMENT	15-08-2022				
Actual Voltage	11 KV	By No 12y3A,5,6,7,8							
Category	WF4	near muthi showroom, Trugatapalem village							
Feeder Type	COMMON	Bhoornil, Vithakapetam							
HT DIGITAL BILL FOR THE MONTH OF July 2022				GST NO : 37AAACE9676B 12H					
Total Monthly Consumption Details									
Particulars	Date	KWH	KVAH	KVA	TOD PEAK	TOD OFF PEAK	COLONY	PF	LF
Reading as on	01/08/2022	20452.98	253665.5	40.840	-	-	-	-	-
Reading as on	01/07/2022	21410.5	240818.5	-	-	-	-	-	-
Difference	-	9042.48	12847	-	-	-	-	-	-
Multiplying Factor	-	10	10	10	-	-	-	-	-
Total Consumption	-	9042	12847	40.840	000	0.00	-	0.94	10
Monthly Min Consumption	-	-	3000	120.000	-	-	-	-	-
Main Consumption	-	-	12847	-	-	-	-	-	-
L & F	-	-	-	-	-	-	-	-	0.00
Segregated Colony	-	-	-	-	-	-	0	-	-
Open Access Consumption Details									
Supplier Name		KWH Share		KVA Share	120.000	% Wheeling	0		
Billing Summary									
Particulars	Billed Units	BILL Issue Date	KWH	KVA	TOD PEAK	TOD OFF PEAK	COLONY		
		05-08-2022	10726	120.000	000	0.00	0		
BILL DETAILS									
Particulars	Units	Rate Per Unit	Amount (Rs.)						
Demand Charges(Normal)	120	475	57000						
Demand Charges(Final)(50%)	0	500	0						
Energy Charges(All Units)	11126	600	6675600						
Energy Excess Charges	0		0						
Electricity Duty Charges	12847	1	12847						
Colony Charges	0	0.00	0						
L&F Charges	0		0.00						
Energy Charges Including Fuel Cost Adjustment	0		0.00						
Fuel Surcharge Adjustment	0		0.00						
True up Charge	0		0						
PPCCA Charge	0		0						
TOD Charges	0		2566						
TOD Incentive (-)	0		0						
Sub Total			162116.9						
Customer Charges			1500						
Grid support charges			1200						
Wheeling Charges			0						
LPF Charges			0						
RKWH Surcharge Hybrid			0						
RKWH Surcharge Wind			0						
Open Access C&E			0						
ACD Surcharge			0						
Late Payment Charges			0						
Interest on ED			0						
Rental Interest			0						
Transformer Hire Charges			0						
Differential Voltage Surcharges			0						
Load Factor Incentive (-)			0						
Total F of The Month			164722.9						
TCS			0						
TCS_SF			0						
25% Rebate (ppccofication)			0						
Firmo Incentive (-)			0						
Podded Cost Adj(-)			0						
Net RCD Am(RCD-TDS (0-0))(-)			0						
Other Credit Adj			0						
Loss (or) Gain			0						
NET BILL			164723						
Previous Year/Season: before 31-Mar-2022			0.00						
Current Year/Season: after 01-Apr-2022			0.00						
Net Payable Rs.			164723						
<small>This is a system generated bill for information, please refer to the bill issued by SAC of the dist only.</small>									
SD Amount 372600			Rupees One Lakh Sixty Four Thousand Seven Hundred and Twenty Three Only						





PRINCIPAL
 Avanthi Institute of Pharmaceutical Sciences
 Cherukupally (V), Bhogapuram Mandal
 Vizianagaram Dt., - 531162



Service Details		Consumer Details		BILL DATE		DUE DATE FOR PAYMENT			
Contracted MD(KVAHP)	150 (KVAHP)	SC No	VSP1728	05-09-2022		19-09-2022			
Specified Voltage(KVA)	11 KV	AVANTHI INSTITUTE OF PHARMACEUTICAL SCIENCES							
Actual Voltage	11 KV	Sylbo 12y3L5,6,7,8							
Category	BP&T	near mutha showroom, T.nagarapalem village							
Feeder Type	COMMON	Bheemili, Vithakapalan							
HT DIGITAL BILL FOR THE MONTH OF August 2022				GST NO : 37AACCE876812H					
Total Monthly Consumption Details									
Particulars	Date	KWH	KVAH	KVA	TOD PEAK	TOD OFF PEAK	COLONY	PF	LF
Reading as on	01/09/2022	25377.5	263190	27.740	-	-	-	-	-
Reading as on	01/08/2022	25452.96	253665.5	-	-	-	-	-	-
Difference	-	8824.52	9024.5	-	-	-	-	-	-
Multiplying Factor	-	10	10	10	-	-	-	-	-
Total Consumption	-	8824	9024	27.740	0.00	0.00	-	0.94	6
Monthly Min Consumption	-	-	3000	120.000	-	-	-	-	-
Main Consumption	-	-	9024	-	-	-	-	-	-
L & F	-	-	-	-	-	-	-	-	0.00
Segregated Colony	-	-	-	-	-	-	0	-	-
Open Access Consumption Details									
Supplier Name	KWH Share		KVA Share		% Wheeling				
0	0		2322.000		0				
Billing Summary									
Particulars	Bill Issue Date	KWH	KVA	TOD PEAK	TOD OFF PEAK	COLONY			
Billed Units	05-09-2022	7203	120.000	0.00	0.00	0			
BILL DETAILS									
Particulars	Units	Rate Per Unit	Amount(Rs.)						
Demand Charges(Norml)	120	475	57000						
Demand Charges(Fenal)(50%)	0	900	0						
Energy Charges(Fil Units)	7203	0.00	56102.95						
Energy Excess Charges	0	-	0						
Electricity Duty Charges	9024	1	9024						
Colony Charges	0	0.00	0						
L&F Charges	-	-	0.00						
Energy Charges Including Fuel Cost Adjustment	-	-	0.00						
Fuel Surcharge Adjustment	-	-	0.00						
Trial up Charge	-	-	0						
PPPCr Charge	-	-	0						
ToD Charges	-	-	2457						
ToD Incentive (-)	-	-	0						
Sub Total			124084.95						
Customer Charges			1406						
Grid support charges			1200						
Wheeling Charges			0						
LPF Charges			0						
RKVH Surcharge Hydel			0						
RKVH Surcharge Wind			0						
Open Access CSS			0						
ACD Surcharge			0						
Late Payment Charges			0						
Interest on ED			0						
Rental Interest			0						
Transformer Hire Charges			0						
Differential Voltage Surcharges			0						
Load Factor Incentive (-)			0						
Total For The Month			126692.95						
TCS			0						
TCS 3F			0						
25% Rebate Application			0						
Femo Incentive (-)			0						
Fixed Cost Adj(-)			0						
Net(EDU)Amo(EDU-TDS)(0-04(-)			0						
Other Credit Adj			0						
Loss (or) Gain			0.00						
NET BILL			126691						
(Previous Year)Amo before 31-Mar-2022			0.00						
(Current Year)Amo after 01-Apr-2022			-0.16						
Net Payable Rs.			126691						
This is a system generated bill for information, please refer to the bill issued by SAC of the area only.			(Rupees One Lakh Twenty Six Thousand Six Hundred and Ninety One Only)						
ED Amount:372600									




PRINCIPAL
 Avanathi Institute of Pharmaceutical Sciences
 Cherukupally (V), Bhogapuram Mandal
 Vizianagaram Dt., - 531162



ESTD : 2005

AVANTHI INSTITUTE OF PHARMACEUTICAL SCIENCES
 (Approved by A.I.C.T.E., P.C.I., New Delhi, Recognized by the Govt. of A.P. & Affiliated to JNTUGV - Vizianagaram)
 Cherukupally (Village), Chittivalasa (SO), Bhogapuram (Mandal), Vizianagaram (Dist) -531162.
 www.avanthipharma.ac.in, principal@avanthipharma.ac.in

Service Details		Consumer Details		BILL DATE		DUE DATE FOR PAYMENT	
Contracted MD(KVAHP)	150 (KVAHP)	SC No	1/SP1738	05-12-2022	19-12-2022	Customer Support CALL US : 1912	
Specified Voltage(KV/A)	11 KV	AVANTHI INSTITUTE OF PHARMACEUTICAL SCIENCES		GST NO : 37AAACE976B 12H			
Actual Voltage	11 KV	S/No 12y34.5,6,7,8		HT DIGITAL BILL FOR THE MONTH OF November 2022			
Category	BA81	near matha showroom,Tragapadom village					
Feeder Type	COMMON	Bhoenili, Uthakapatnam					
Total Monthly Consumption Details							
Particulars	Date	KWH	KVAH	KVA	TOD PEAK	TOD OFF PEAK	COLONY
Reading as on	01/12/2022	29430.5	30927.5	47.860	-	-	-
Reading as on	01/11/2022	27377.5	28721.5	-	-	-	-
Difference	-	2103	13062.5	-	-	-	-
Multiplying Factor	-	1.0	1.0	-	-	-	-
Total Consumption	-	2103	13062	47.860	0.00	0.00	0.93
Monthly Min Consumption	-	-	3000	120.000	-	-	-
Min Consumption	-	-	13062	-	-	-	-
L & F	-	-	-	-	-	-	0.00
Segregated Colony	-	-	-	-	-	-	-
Open Access Consumption Details							
Supplier Name		KWH Share		KVA Share		% Wheeling	
Solar Units		0		1082.000		0	
Billing Summary							
Particulars	Bill Issue Date	KWH	KVA	TOD PEAK	TOD OFF PEAK	COLONY	
Billed Units	05-12-2022	19881	120.000	0.00	0.00	0	
BILL DETAILS							
Particulars	Units	Rate Per Unit	Amount (Rs.)				
Demand Charges (Normal)	120	475	57000				
Demand Charges (Penal) (50%)	0	900	0				
Energy Charges (All Units)	19981	0.00	99905				
Energy Excess Charges	0		0				
Electricity Duty Charges	13062	1	13062				
Colony Charges	0	0.00	0				
L&F Charges			0.00				
Energy Charges Including Fuel Cost Adjustment			0.00				
Fuel Surcharge Adjustment			0.00				
Time up Charge			0				
PFPCA Charge			0				
ToD Charges			3086				
ToD Incentive (-)			0				
Sub Total			164803.65				
Customer Charges			1408				
Grid support charges			1200				
Wheeling Charges			0				
LFF Charges			0				
RKWH Surcharge Hydel			0				
RKWH Surcharge Wind			0				
Open Access C&S			0				
ACD Surcharge			0				
Late Payment Charges			0				
Interest on ED			0				
Penal Interest			0				
Transformer Hire Charges			0				
Differential Voltage Surcharges			0				
Load Factor Incentive (-)			0				
Total For The Month			167409.65				
TCS			0				
TCS SF			0				
25% Rebate App/ODEFication			0				
Fato Incentive (-)			0				
Pooled Cost Adj (-)			0				
Net ICD Amt (CO-TDS) (0-0) (-)			0				
Other Credit Adj			0				
Loss (or) Gain			0.32				
NET BILL			167410				
(Previous Years) Amounts before 31-Mar-2022			0.00				
(Current Years) Amounts after 01-Apr-2022			0.16				
Net Payable Rs.			167410				
This is a system generated bill for information, please refer to the bill issued by SAC of the disc only.							
SD Amount: 372600				Rupees One Lakh Sixty Seven Thousand Four Hundred and Ten Only			



PRINCIPAL
 Avanthi Institute of Pharmaceutical Sciences
 Cherukupally (V), Bhogapuram Mandal
 Vizianagaram Dt., - 531162



ESTD : 2005

AVANTHI INSTITUTE OF PHARMACEUTICAL SCIENCES
 (Approved by A.I.C.T.E, P.C.I, New Delhi, Recognized by the Govt. of A.P. & Affiliated to JNTUGV - Vizianagaram)
 Cherukupally (Village), Chittivalasa (SO), Bhogapuram (Mandal), Vizianagaram (Dist) -531162.
 www.avanthipharma.ac.in, principal@avanthipharma.ac.in

Eastern Power Distribution Company Of AP Limited <small>100, Park Road, Hyderabad - 500002</small>						Customer Support CALL US : 1912			
BT DIGITAL BILL FOR THE MONTH OF December 2022						GST NO : 37AAACEN7661ZH			
Service Details			Consumer Details			BILL DATE		DUE DATE FOR PAYMENT	
Contracted MD(KVAHF)	150 (KVAHF)	SC No. VSP1758	AVANTHI INSTITUTE OF PHARMACEUTICAL SCIENCES		05-01-2023		19-01-2023		
Specified Voltage(KVA)	11 KV								
Actual Voltage	11 KV	Sy/No 12y3,4,5,6,7,8							
Category	BR41	near murthi showroom,Tragapatlam village							
Feeder Type	COMMON	Shoemill, Vidhalapatham							
Total Monthly Consumption Details									
Particulars	Date	KWH	KVARH	KVA	TOD PEAK	TOD OFF PEAK	COLONY	PF	LF
Reading as on	01/12/2022	26199.5	31347.7	35.220	-	-	-	-	-
Reading as on	01/12/2022	26948.5	30027.5	-	-	-	-	-	-
Difference	-	12119	13202	-	-	-	-	-	-
Multiplying Factor	-	10	10	10	-	-	-	-	-
Total Consumption	-	12119	13202	35.220	000	000	-	0.92	90
Monthly Min Consumption	-	-	3000	120.000	-	-	-	-	-
Min Consumption	-	-	13202	-	-	-	-	-	-
L & F	-	-	-	-	-	-	-	-	0.00
Segregated Colony	-	-	-	-	-	-	0	-	-
Open Access Consumption Details									
Supplier Name	KWH Share		KVA Share		% Wheeling				
Solar Units	0		964.000		0				
Billing Summary									
Particulars	Bill Issue Date	KWH	KVA	TOD PEAK	TOD OFF PEAK	COLONY			
Billed Units	05-01-2023	12218	120.000	000	000	0			
BILL DETAILS									
Particulars	Units	Rate Per Unit	Amount (Rs.)						
Demand Charges(Normal)	120	475	57000						
Demand Charges(Fee)(80%)	0	900	0						
Energy Charges(8 Units)	12218	0.00	98467.7						
Energy Excess Charges	0		0						
Recticity Duty Charges	13202	1	13202						
Colony Charges	0	0.00	0						
L&F Charges			0.00						
Energy Charges Including Fuel Cost Adjustment			0.00						
Fuel Surcharge Adjustment			0.00						
Tie-up Charge			0						
PFPCA Charge			0						
TOD Charges			2500						
TOD Incentive (-)			0						
Sub Total			166589.7						
Customer Charges			1400						
Grid support charges			1200						
Wheeling Charges			0						
LFF Charges			0						
RKH/H Surcharge Hybrid			0						
RKH/H Surcharge Wind			0						
Open Access CSE			0						
ACD Surcharge			0						
Late Payment Charges			0						
Interest on ED			0						
Rental Interest			0						
Transformer Hire Charges			0						
Differential Voltage Surcharges			0						
Load Factor Incentive (-)			0						
Total For The Month			168195.7						
TCS			0						
TCS CF			0						
25% Rebate App/DOS/Recreation			0						
Fero Incentive (-)			0						
Focded Cost Ad(-)			0						
Net ICD Amt(ED-TDS)(04%-)			0						
Other Credit Ad(-)			0						
Loss (or) Gain			0.3						
NET BILL			169196						
(Previous Years) (Revers before 31-Mar-2022)			0.00						
(Current Years) (Revers after 01-Apr-2022)			-0.16						
Net Payable Rs.			169196						
This is a system generated bill for information, please refer to the bill issued by SAC of the area only.									
SD Amount: 372600									



Principal
PRINCIPAL
 Avanthi Institute of Pharmaceutical Sciences
 Cherukupally (V), Bhogapuram Mandal
 Vizianagaram Dt., - 531162



ESTD : 2005

AVANTHI INSTITUTE OF PHARMACEUTICAL SCIENCES
 (Approved by A.I.C.T.E, P.C.I, New Delhi, Recognized by the Govt. of A.P. & Affiliated to JNTUGV - Vizianagaram)
 Cherukupally (Village), Chittivalasa (SO), Bhogapuram (Mandal), Vizianagaram (Dist) -531162.
 www.avanthipharma.ac.in, principal@avanthipharma.ac.in

Eastern Power Distribution Company Of AP Limited <small>ESTD: 1975</small>						Customer Support CALL US : 1912			
ET DIGITAL BILL FOR THE MONTH OF January 2021						GST NO : 37AAACE0176812H			
Service Details			Consumer Details			BILL DATE 05-02-2021	DUE DATE FOR PAYMENT 19-02-2021		
Contracted MD(KVA/HP)	150 (KVA/HP)	IC No VSP1758							
Specified Voltage(KVA)	11 KV	AVANTHI INSTITUTE OF PHARMACEUTICAL SCIENCES							
Actual Voltage	11 KV	S.No 12/3,4,5,6,7,8							
Category	BMU	near murthi showroom, Trunagarapalem village							
Feeder Type	COMMON	Bheemli, Mykapatnam							
Total Monthly Consumption Details									
Particulars	Date	KWH	KVARH	KVA	TOD PEAK	TOD OFF PEAK	COLONY	PF	LF
Reading as on	01/02/2021	35365.5	44067.5	24 120	-	-	-	-	-
Reading as on	01/01/2021	3626	37902.5	-	-	-	-	-	-
Difference	-	4839.5	6125	-	-	-	-	-	-
Multiplying Factor	-	10	10	10	-	-	-	-	-
Total Consumption	-	4839	6125	24 120	676.5	0.00	-	0.79	1
Monthly Min Consumption	-	-	3000	120 000	-	-	-	-	-
Main Consumption	-	-	6125	-	-	-	-	-	-
L & F	-	-	-	-	-	-	-	-	0.00
Segregated Colony	-	-	-	-	-	-	0	-	-
Open Access Consumption Details									
Supplier Name		KWH Share		KVA Share		% Wheeling			
Solar Units		0		4807.000		0			
Billing Summary									
Particulars	Billed Units	ICWH	KVA	TOD PEAK	TOD OFF PEAK	COLONY			
Billed Units	05-02-2021	3000	120 000	676.5	0.00	0			
BILL DETAILS									
Particulars	Q-Units	Rate Per Unit	Amount (Rs.)						
Demand Charges (Normal)	120	475	57000						
Demand Charges (Penalty) (50%)	0	900	0						
Energy Charges (All Units)	3000	7.65	22950						
Energy Excess Charges	0	-	0						
Electricity Duty Charges	6125	0.05	367.5						
Colony Charges	0	0.00	0						
L&F Charges	-	-	0.00						
Energy Charges Including Fuel Cost Adjustment	-	-	0.00						
Fuel Surcharge Adjustment	-	-	0.00						
Tare up Charge	-	-	-						
FPPCA Charge	-	-	-						
ToD Charges	-	-	1677						
ToD Incentive (-)	-	-	0						
Sub Total			81994.5						
Customer Charges			1406						
Grid support charges			0						
Wheeling Charges			0						
LPF Charges			0						
Re/Whl Surcharge Hydel			0						
Re/Whl Surcharge Wind			0						
Open Access CSS			0						
ACD Surcharge			0						
Late Payment Charges			500						
Interest on ED			194						
Rural Incent			0						
Transformer Hire Charges			0						
Differential Voltage Surcharges			0						
Load Factor Incentive (-)			0						
Total For The Month			83952.45						
TCS			0						
TCS SF			0						
25% Rebate Appl/OSS/rication			0						
Farm Incentive (-)			0						
Fixed Cost Adj (-)			3299						
Net ICD Area (CD-TDS) (0-40) (-)			0						
Other Credit (A/B)			0						
Loss (or) Gain			0.45						
NET BILL			80653						
(Previous Years (Fees due before 31- Mar-2020)			0.00						
(Current Years (Fees due after 01-Apr-2020)			0.47						
Net Payable Rs.			80653						

This is a system generated bill for information, please refer to the bill issued by SAC of the area only.

(Rupees Eighty Thousand Six Hundred and Fifty Three Only)



PRINCIPAL
 Avanthi Institute of Pharmaceutical Sciences
 Cherukupally (V), Bhogapuram Mandal
 Vizianagaram Dt., - 531162



ESTD : 2005

AVANTHI INSTITUTE OF PHARMACEUTICAL SCIENCES
 (Approved by A.I.C.T.E, P.C.I, New Delhi, Recognized by the Govt. of A.P. & Affiliated to JNTUGV - Vizianagaram)
 Cherukupally (Village), Chittivalasa (SO), Bhogapuram (Mandal), Vizianagaram (Dist) -531162.
 www.avanthipharma.ac.in, principal@avanthipharma.ac.in

Service Details		Consumer Details		Billing Information				
Specified Voltage(KVA)	11 KV	IC No. VSP1728	AVANTHI INSTITUTE OF PHARMACEUTICAL SCIENCES	BILL DATE	DUPLICATE FOR PAYMENT			
Actual Voltage	11 KV	3/A/12y3,4,5,6,7,8	near multi showroom, Traganapalem village	05-03-2021	19-03-2021			
Category	WH/1							
Feeder Type	COMMON							
MT DIGITAL BILL FOR THE MONTH OF February 2021				GST NO : 37AAACE876B12H				
Total Monthly Consumption Details								
Particulars	Date	KVAH	KVAR	TOD PEAK	TOD OFF PEAK	COLONY	PF	LF
Reading as on	01/03/2021	4082.5	51570.5	26.580	-	-	-	-
Reading as on	01/02/2021	3665.5	44057.5	-	-	-	-	-
Difference	-	617	7513	-	-	-	-	-
Multiplying Factor	-	1.0	1.0	-	-	-	-	-
Total Consumption	-	617	7513	26.580	1958	0.00	0.89	4
Min Consumption	-	-	3000	120.000	-	-	-	-
Main Consumption	-	-	7513	-	-	-	-	-
L & F	-	-	-	-	-	-	-	0.00
Segregated	-	-	-	-	-	-	-	-
Colony	-	-	-	-	-	0	-	-
Open Access Consumption Details								
Supplier Name		KVAH Share	KVA Share	% Wheeling				
Solar Units		0	3067.000	0				
Billing Summary								
Particulars	Bill Issue Date	KVAH	KVA	TOD PEAK	TOD OFF PEAK	COLONY		
Billed Units	05-03-2021	4446	120.000	1958	0.00	0		
BILL DETAILS								
Particulars	Units	Rate Per Unit	Amount(Rs.)					
Demand Charges(Internal)	120	475	57000					
Demand Charges(External)(80%)	0	900	0					
Energy Charges(Billed Units)	4446	7.60	34011.9					
Energy Excess Charges	0		0					
Electricity Duty Charges	7513	0.06	450.78					
Colony Charges	0	0.00	0					
L&F Charges			0.00					
Energy Charges Including Fuel Cost Adjustment			0.00					
Fuel Surcharge Adjustment			0.00					
True up Charge								
FPPCA Charge								
T&D Charges			1958					
T&D Incentive (-)			0					
Sub Total			93420.68					
Customer Charges			1405					
Grid support charges			0					
Wheeling Charges			0					
LPF Charges			0					
RCWH Surcharge Hybrid			0					
RCWH Surcharge Wired			0					
Open Access CSS			0					
ACD Surcharge			0					
Late Payment Charges			0					
Interest on ED			0					
Rental Interest			0					
Transformer Hire Charges			0					
Differential Voltage Surcharges			0					
Load Factor Incentive (-)			0					
Total F of The Month			94827					
TCS			0					
TCE SF			0					
25% Rebate Application			0					
Femo Incentive (-)			0					
Foiled Cost Adj(-)			0					
Net ICD Area(CD-TDS)(0-0)(-)			0					
Other Credit Adj			0					
Loss (or) Gain			0.32					
NET BILL			94827					
Previous Years(Amounts before 31-Mar-2020)			0.00					
(Current Years(Amounts after 01-Apr-2020)			0.00					
Net Payable Rs.			94827					

This is a system generated bill only for information, please refer to the bill issued by SAC of the disc only.

(Rupees Ninety Four Thousand Eight Hundred and Twenty Seven Only)




PRINCIPAL
 Avanthi Institute of Pharmaceutical Sciences
 Cherukupally (V), Bhogapuram Mandal
 Vizianagaram Dt., - 531162



ESTD : 2005

Service Details		Consumer Details		BILL DATE		DUE DATE FOR PAYMENT			
Contracted MD(KVA/HP)	150(KVA/HP)	EC No	VSP1758	05-04-2021		19-04-2021			
Specified Voltage(KVA)	11 KV	AVANTHI INSTITUTE OF PHARMACEUTICAL SCIENCES							
Actual Voltage	11 KV	S/No 12y,3,4,5,6,7,8							
Category	RMH	near mathi schoolam,Teaganapalem village							
Feeder Type	COMMON	Bhoonili, Mihalapatnam							
Total Monthly Consumption Details				GST NO : 37AAACE9878B12H					
Particulars	Date	KWH	KVARH	KVA	TOD PEAK	TOD OFF PEAK	COLONY	PF	LF
Reading as on	01/04/2021	2600.5	62734.5	33.940	-	-	-	-	-
Reading as on	01/03/2021	42082.5	51570.5	-	-	-	-	-	-
Difference	-	10518	11164	-	-	-	-	-	-
Multiplying Factor	-	1.0	1.0	1.0	-	-	-	-	-
Total Consumption	-	10518	11164	33.940	2931	0.00	-	0.94	9
Monthly Min Consumption	-	-	3000	120.000	-	-	-	-	-
Min Consumption	-	-	11164	-	-	-	-	-	-
L & F	-	-	-	-	-	-	-	-	0.00
Segregated Colony	-	-	-	-	-	-	0	-	-
Open Access Consumption Details									
Supplier Name	KWH Share		KVA Share		% Whedding				
Solar Units	0		1017.000		0				
Billing Summary									
Particulars	Bill Issue Date	KWH	KVA	TOD PEAK	TOD OFF PEAK	COLONY			
Billed Units	05-04-2021	10147	120.000	2931	0.00	0			
BILL DETAILS									
Particulars	Units	Rate Per Unit	Amount(Rs.)						
Demand Charges(Normal)	120	475	57000						
Demand Charges(Peral)(50%)	0	500	0						
Energy Charges(All Units)	10147	7.60	77124.55						
Energy Excess Charges	0	-	0						
Electricity Duty Charges	11164	0.06	669.84						
Colony Charges	0	0.00	0						
L&F Charges	-	-	0.00						
Energy Charges Including Fuel Cost Adjustment	-	-	0.00						
Fuel Surcharge Adjustment	-	-	0.00						
True up Charge	-	-	0						
FPPCA Charge	-	-	0						
Tod Charges	-	-	2931						
Tod Incentive (-)	-	-	0						
Sub Total		138225.39							
Customer Charges	1408								
Grid support charges	0								
Whedding Charges	0								
LPF Charges	0								
RMH Surcharge Hydel	0								
RMH Surcharge Wind	0								
Open Access CSS	0								
ACD Surcharge	0								
Late Payment Charges	0								
Interest on EO	0								
Rental Interest	0								
Transformer Hire Charges	0								
Differential Voltage Surcharge	0								
Load Factor Incentive (-)	0								
Total For The Month		139631.39							
TCS	0								
TCS SF	0								
25% Rebate App/ODS/Fication	0								
Folio Incentive (-)	0								
Fixed Cost Adj(-)	0								
Net ICD Amt(ICO-TDG)(0-0)(-)	0								
Other Credit Adj	0								
Loss (or) Gain	-0.39								
NET BILL		139631							
(Previous Years / Years before 31-Mar-2020)		0.00							
(Current Years / Years after 01-Apr-2020)		-0.00							
Net Payable Rs.		139631							
<small>This is a system generated bill for information, please refer to the bill issued by SAC of the circle only. (Rupees One Lakh Thirty Nine Thousand Six Hundred and Thirty One Only)</small>									




PRINCIPAL
 Avanthi Institute of Pharmaceutical Sciences
 Cherukupally (V), Bhogapuram Mandal
 Vizianagaram Dt., - 531162



ESTD : 2005

AVANTHI INSTITUTE OF PHARMACEUTICAL SCIENCES
 (Approved by A.I.C.T.E, P.C.I, New Delhi, Recognized by the Govt. of A.P. & Affiliated to JNTUGV - Vizianagaram)
 Cherukupally (Village), Chitivalasa (SO), Bhogapuram (Mandal), Vizianagaram (Dist) -531162.
 www.avanthipharma.ac.in, principal@avanthipharma.ac.in

ఆంధ్ర ప్రదేశ్ విద్యుత్ పంపిణీ సంస్థ Eastern Power Distribution Company Of AP Limited						Customer Support CALL US : 1912			
ET DIGITAL BILL FOR THE MONTH OF April 2021						GST NO : 37AAC69612H			
Service Details			Consumer Details			BILL DATE		DUE DATE FOR PAYMENT	
Contacted MD(KVAHP)	150(KVAHP)	IC No VSP1728	11 KV		AVANTHI INSTITUTE OF PHARMACEUTICAL SCIENCES	05-05-2021		19-05-2021	
Specified Voltage(KVA)	11 KV	3/No 12y3,4,5,6,7,8	11 KV		3/No 12y3,4,5,6,7,8				
Actual Voltage	8461	near matri shetram, Tirupatipalem village							
Category	CDMPDN	Theridi, Viskapattam							
Feeder Type									
Total Monthly Consumption Details									
Particulars	Date	KWH	KVARH	KVA	TOD PEAK	TOD OFF PEAK	COLONY	PF	LF
Reading as on	01/05/2021	62658	73729	40840	-	-	-	-	-
Reading as on	01/04/2021	52900.5	62734.5	-	-	-	-	-	-
Difference	-	10057.5	10994.5	-	-	-	-	-	-
Multiplying Factor	-	1.0	1.0	1.0	-	-	-	-	-
Total Consumption	-	10057	10994	40840	2228	0.00	-	0.91	8
Monthly Min Consumption	-	-	3000	120000	-	-	-	-	-
Min Consumption	-	-	10994	-	-	-	-	-	-
L & F	-	-	-	-	-	-	-	-	0.00
Segregated Colony	-	-	-	-	-	-	0	-	-
Open Access Consumption Details									
Supplier Name		KWH Share		KVA Share		% Wheeling			
Solar Link		0		1728.000		0			
Billing Summary									
Particulars		Bill Issue Date	KWH	KVA	TOD PEAK	TOD OFF PEAK	COLONY		
Billed Units		05-05-2021	9217	120000	2228	0.00	0		
BILL DETAILS									
Particulars		Units	Rate Per Unit	Amount (Rs.)					
Demand Charges(Normal)		120	475	57000					
Demand Charges(Penal)(50%)		0	500	0					
Energy Charges(M Units)		9217	7.85	72372.95					
Energy Excess Charges		0		0					
Electricity Duty Charges		10994	0.08	899.72					
Colony Charges		0	0.00	0					
L&F Charges				0.00					
Energy Charges Including Fuel Cost Adjustment				0.00					
Fuel Surcharge Adjustment				0.00					
Tie-up Charge									
PPFCA Charge									
ToD Charges				2228					
ToD Incentive (-)				0					
Sub Total				130397.75					
Customer Charges				1400					
Grid support charges				0					
Wheeling Charges				0					
LDF Charges				0					
RKUHP Surcharge Hydel				0					
RKUHP Surcharge Wind				0					
Open Access OSS				0					
ACD Surcharge				0					
Late Payment Charges				0					
Interest on EO				0					
Renal Interest				0					
Transformer Hire Charges				0					
Differential Voltage Surcharges				5					
Load Factor Incentive (-)				0					
Total For The Month				131803.75					
TCS				0					
TCS SF				0					
2% Rebate (w/CDSP/colony)				0					
Ferm Incentive (-)				0					
Retro Cost Adj(-)				0					
Net BCD Amt(BCD-TCS)(16044-1604)(-)				1440					
Other Credit Adj				0					
Loss (wt Gain)				0.25					
NET BILL				117364					
Previous Year's/Amount before 31-Mar-2021				0.00					
Current Year's/Amount after 01-Apr-2021				-0.00					
Net Payable Rs.				117364					
<small>This is a system generated bill solely for information, please refer to the bill issued by SAC of the circle only. (Rupees One Lakh Seventeen Thousand Three Hundred and Sixty Four Only)</small>									
SD Amount:372600									



PRINCIPAL
 Avanthi Institute of Pharmaceutical Sciences
 Cherukupally (V), Bhogapuram Mandal
 Vizianagaram Dt., - 531162



ESTD : 2005

AVANTHI INSTITUTE OF PHARMACEUTICAL SCIENCES
 (Approved by A.I.C.T.E, P.C.I, New Delhi, Recognized by the Govt. of A.P. & Affiliated to JNTUGV - Vizianagaram)
 Cherukupally (Village), Chittivalasa (SO), Bhogapuram (Mandal), Vizianagaram (Dist) -531162.
 www.avanthipharma.ac.in, principal@avanthipharma.ac.in

Service Details		Consumer Details		BILL DATE		DUE DATE FOR PAYMENT			
Connected MVA(KVA/HP)	100 (KVA/HP)	SE No VSP1758	AVANTHI INSTITUTE OF PHARMACEUTICAL SCIENCES	05-06-2021	19-06-2021				
Specified Voltage(KVA)	11 KV								
Actual Voltage	11 KV								
Category	BAU		near murthi showroom,Trinagarapalem village						
Feeder Type	COMMON		Shoornil, Vithalapatnam						
HT DIGITAL BILL FOR THE MONTH OF May 2021				GST NO : 37AAACE9876B12H					
Total Monthly Consumption Details									
Particulars	Date	KWH	KVAH	KVA	TOD PEAK	TOD OFF PEAK	COLONY	PF	LF
Reading as on	01/06/2021	62000	77363	11 580	-	-	-	-	-
Reading as on	01/05/2021	62056	73729	-	-	-	-	-	-
Difference	-	2542	4254	-	-	-	-	-	-
Multiplying Factor	-	10	10	10	-	-	-	-	-
Total Consumption	-	2542	4254	19 580	787	000	-	0.55	2
Monthly Min Consumption	-	-	3000	120 000	-	-	-	-	-
Main Consumption	-	-	4254	-	-	-	-	-	-
L & F	-	-	-	-	-	-	-	-	0.00
Segregated Colony	-	-	-	-	-	-	0	-	-
Open Access Consumption Details									
Supplier Name		KWH Share		KVA Share		% Wheeling			
Solar Units		0		1848 000		0			
Billing Summary									
Particulars	Bill Issue Date	KWH	KVA	TOD PEAK	TOD OFF PEAK	COLONY			
Billed Units	05-06-2021	3000	120 000	787	0 00	0			
BILL DETAILS									
Particulars	Units	Rate Per Unit	Amount(Rs.)						
Demand Charges(Normal)	120	473	56760						
Demand Charges(Final)(50%)	0	500	0						
Energy Charges(All Units)	3000	7.68	23040						
Energy Excess Charges	0		0						
Electricity Duty Charges	4254	0.06	255.24						
Colony Charges	0	0.00	0						
L&F Charges			0.00						
Energy Charges Including Fuel Cost Adjustment			0.00						
Fuel Surcharge Adjustment			0.00						
True up Charge									
FPPCA Charge									
ToD Charges			787						
ToD Incentive (-)			0						
Sub Total			80992.24						
Customer Charges			1400						
Grid support charges			0						
Wheeling Charges			0						
LPF Charges			0						
RKWH Surcharge Hybrid			0						
RKWH Surcharge Wind			0						
Open/Access CSS			0						
ADD Surcharge			0						
Late Payment Charges			500						
Interest on EID			0.44						
Rental Interest			0						
Transformer Hire Charge			0						
Differential Voltage Surcharges			0						
Load Factor Incentive (-)			0						
Total For The Month			82948.68						
TCS			0						
TCS_SF			0						
25% Rebate @p/OSS/RCation			0						
Femo Incentive (-)			0						
Pooled Cost Adj(-)			2222						
Net ICD Amtd(-) ICD(-) 04%			0						
Other Credit Adj			0						
Less (Net) Gain			0.32						
NET BILL			80727						
(Previous Years) Amtds before 31- Mar-2021			0.00						
(Current Years) Amtds after 01-Apr-2021			-0.00						
Net Payable Rs.			80727						
This is a system generated bill only for information, please refer to the bill issued by SAC of the area only.			(Rupees Eighty Thousand Seven Hundred and Twenty Seven Only)						
SD Amount: 572600									



PRINCIPAL
 Avanathi Institute of Pharmaceutical Sciences
 Cherukupally (V), Bhogapuram Mandal
 Vizianagaram Dt., - 531162



ESTD : 2005

AVANTHI INSTITUTE OF PHARMACEUTICAL SCIENCES
 (Approved by A.I.C.T.E, P.C.I, New Delhi, Recognized by the Govt. of A.P. & Affiliated to JNTUGV - Vizianagaram)
 Cherukupally (Village), Chittivalasa (SO), Bhogapuram (Mandal), Vizianagaram (Dist) -531162.
 www.avanthipharma.ac.in, principal@avanthipharma.ac.in

Eastern Power Distribution Company of AP Limited Eastern Power Distribution Company of AP Limited Eastern Power Distribution Company of AP Limited						Customer Support CALL US : 1912			
NT DIGITAL BILL FOR THE MONTH OF June 2021						GST NO : 37AAACE9876512H			
Service Details		Consumer Details				BILL DATE 05-07-2021		DOE DATE FOR PAYMENT 19-07-2021	
Contracted MD(KVA/HP) Specified Voltage(KV/A) Actual Voltage Category Feeder Type	100(KVA/HP) 11 KV 11 KV BK/II COMMON	C. No VSP1738 AVANTHI INSTITUTE OF PHARMACEUTICAL SCIENCES S/No 12y,3,4,5,6,7,8 near mutthi showroom,Tragapalem village Theerthi, Uthakapattam							
Total Monthly Consumption Details									
Particulars	Date	KWH	KVAH	KVA	TOD PEAK	TOD OFF PEAK	COLONY	PF	LF
Reading as on	01/07/2021	62064.5	61892.49	12360	-	-	-	-	-
Reading as on	01/06/2021	61000	77963	-	-	-	-	-	-
Difference	-	2064.5	3909.49	-	-	-	-	-	-
Multiplying Factor	-	10	10	10	-	-	-	-	-
Total Consumption	-	2064.5	3909	12360	825.5	0.00	-	0.53	1
Monthly Min Consumption	-	-	3000	120000	-	-	-	-	-
Min Consumption	-	-	3009	-	-	-	-	-	-
L & F	-	-	-	-	-	-	-	-	0.00
Saggregated Colony	-	-	-	-	-	-	0	-	-
Open Access Consumption Details									
Supplier Name		KWH Share		KVA Share		% Wheeling			
Solar Units		0		2285.000		0			
Billing Summary									
Particulars	Bill Issue Date	KWH	KVA	TOD PEAK	TOD OFF PEAK	COLONY			
Bill Units	05-07-2021	3000	120000	825.5	0.00	0			
BILL DETAILS									
Particulars	Units	Rate Per Unit	Amount(Rs.)						
Demand Charges(Normal)	120	475	57000						
Demand Charges(Penal)(10%)	0	900	0						
Energy Charges(All Units)	3000	7.62	22920						
Energy Excess Charges	0	-	0						
Electricity Duty Charges	3000	0.05	234.54						
Colony Charges	0	0.00	0						
LSF Charges	-	-	0.00						
Energy Charges Including Fuel Cost Adjustment	-	-	0.00						
Fuel Surcharge Adjustment	-	-	0.00						
True up Charge	-	-	-						
PPCA Charge	-	-	-						
ToO Charges	-	-	826						
ToO Incentive (-)	-	-	0						
Sub Total			81010.54						
Customer Charges	-	-	1400						
Grid support charges	-	-	0						
Wheeling Charges	-	-	0						
LPF Charges	-	-	0						
RKUH Surcharge Hydrol	-	-	0						
RKUH Surcharge Wind	-	-	0						
Open Access CSS	-	-	0						
ACD Surcharge	-	-	0						
Late Payment Charges	-	-	700.22						
Interest on ED	-	-	5.21						
Penal Interest	-	-	0						
Transformer Hire Charges	-	-	0						
Differential Voltage Surcharges	-	-	0						
Load Factor Incentive (-)	-	-	0						
Total F or The Month	-	-	81721.97						
TCS	-	-	0						
TCS SF	-	-	0						
25% Rebate (AyooDERication)	-	-	0						
Fees Incentive (-)	-	-	0						
Pooled Cost Adj(-)	-	-	6200						
Net ICD AmelCO-TDS (04)(-)	-	-	0						
Other Cost Adj	-	-	0						
Loss (as Gain)	-	-	0.00						
NET BILL			76852						
Previous Year: (Years before 31-Mar-2021)			0.00						
Current Year: (Years after 01-Apr-2021)			-0.24						
Net Payable Rs.			76852						
This is a system generated bill only for information, please refer to the bill issued by SAC of the circle only. (Rupees Seventy Six Thousand Eight Hundred and Fifty Two Only)									



PRINCIPAL
 Avanathi Institute of Pharmaceutical Sciences
 Cherukupally (V), Bhogapuram Mandal
 Vizianagaram Dt., - 531162



 Eastern Power Distribution Company Of AP Limited					Customer Support CALL US : 1912				
RT DIGITAL BILL FOR THE MONTH OF July 2021					GST NO : 37AAACE9876B12H				
Service Details			Consumer Details			BILL DATE		DOE DATE FOR PAYMENT	
Contracted MD(KVAHP)	150(KVAHP)	SC No YSP1758	AVANTHI INSTITUTE OF PHARMACEUTICAL SCIENCES		05-08-2021		19-08-2021		
Specified Voltage(KVA)	11 KV	By No 12y3,4,5,6,7,8	Cherukupally, Vizianagaram						
Actual Voltage	11 KV								
Category	BA49								
Feeder Type	COMMON								
Total Monthly Consumption Details									
Particulars	Date	KWH	KVARH	KVA	TOD PEAK	TOD OFF PEAK	COLDAY	PF	LF
Reading as on	01/08/2021	77363	95768.49	42.800	-	-	-	-	-
Reading as on	01/07/2021	67064.5	81892.49	-	-	-	-	-	-
Difference	-	10298.5	13876	-	-	-	-	-	-
Multiplying Factor	-	1.0	1.0	1.0	-	-	-	-	-
Total Consumption	-	10298.5	13876	42.800	1891	0.00	-	0.87	80
Monthly Min Consumption	-	-	3000	120.000	-	-	-	-	-
Min Consumption	-	-	13876	-	-	-	-	-	0.00
L & F	-	-	-	-	-	-	-	-	0.00
Segregated Colony	-	-	-	-	-	-	0	-	-
Open Access Consumption Details									
Supplier Name		KWH Share		KVA Share		% Wheeling			
Solar Units		0		2.000		0			
Billing Summary									
Particulars	Billing Issue Date	KWH	KVA	TOD PEAK	TOD OFF PEAK	COLDAY			
Billed Units	05-08-2021	10274	120.000	1891	0.00	0			
BILL DETAILS									
Particulars	Units	Rate Per Unit	Amount(Rs.)						
Demand Charges(Normal)	120	475	57000						
Demand Charges(Penal)(80%)	0	900	0						
Energy Charges(18 Units)	10274	7.60	78162.4						
Energy Excess Charges	0		0						
Electricity Duty Charges	10274	0.00	712.96						
Colony Charges	0	0.00	0						
L&F Charges			0.00						
Energy Charges Including Fuel Cost Adjustment			0.00						
Fuel Surcharge Adjustment			0.00						
True up Charge			0.00						
PPFCA Charge			0.00						
T&D Charges			1891						
T&D Incentive (-)			0						
Sub Total			150439.66						
Customer Charges			1405						
Grid support charges			0						
Wheeling Charges			0						
LFF Charges			0						
RKWH Surcharge Hydel			0						
RKWH Surcharge Wind			0						
Open Access CSS			0						
ACD Surcharge			0						
Late Payment Charges			500						
Interest on EO			2.07						
Rental Interest			0						
Transformer Hire Charges			0						
Differential Voltage Surcharges			0						
Load Factor Incentive (-)			0						
Total For The Month			152397.73						
TCE			0						
TCS_SF			0						
20% Rebate App/Classification			0						
Ferro Incentive (-)			0						
Fixed Cost Adj (-)			0						
Net ICD Amn(ICD-TDS)(0-0)(-)			0						
Other Credit Adj			0						
Loss (or) Gain			0.27						
NET BILL			152398						
(Previous Year) Fees before 31-Mar-2021			0.00						
(Current Year) Fees after 01-Apr-2021			0.00						
Net Payable Rs.			152398						
This is a system generated bill only for information, please refer to the bill issued by SAC of the area only.					(Rupees One Lakh Fifty Two Thousand Three Hundred and Ninety Eight Only)				
SD Amount:372600									



PRINCIPAL
 Avanthi Institute of Pharmaceutical Sciences
 Cherukupally (V), Bhogapuram Mandal
 Vizianagaram Dt., - 531162




ESTD : 2005

AVANTHI INSTITUTE OF PHARMACEUTICAL SCIENCES
 (Approved by A.I.C.T.E, P.C.I, New Delhi, Recognized by the Govt. of A.P. & Affiliated to JNTUGV - Vizianagaram)
 Cherukupally (Village), Chittivalasa (SO), Bhogapuram (Mandal), Vizianagaram (Dist) -531162.
 www.avanthipharma.ac.in, principal@avanthipharma.ac.in

Service Details		Consumer Details		BILL DATE		DUE DATE FOR PAYMENT																																																																																																					
Contracted MVA(KVA/HP)	100(KVA/HP)	SE No: YSP1756		05-09-2021		19-09-2021																																																																																																					
Specified Voltage(KVA)	11 KV	AVANTHI INSTITUTE OF PHARMACEUTICAL SCIENCES																																																																																																									
Actual Voltage	11 KV	SyNo: 12y3,4,5,6,7,8																																																																																																									
Category	BAPI	Near mouth showoom,Tragapatnam village																																																																																																									
Feeder Type	COMMON	Bhoemill, Vihakapatnam																																																																																																									
ET DIGITAL BILL FOR THE MONTH OF August 2021				GST NO : 37AAACE9676B 12H																																																																																																							
<table border="1"> <thead> <tr> <th>Particulars</th> <th>Date</th> <th>KWH</th> <th>KVARH</th> <th>KVA</th> <th>TOD PEAK</th> <th>TOD OFF PEAK</th> <th>COLONY</th> <th>PF</th> <th>LF</th> </tr> </thead> <tbody> <tr> <td>Reading as on</td> <td>01/08/2021</td> <td>30636.49</td> <td>106275</td> <td>43.260</td> <td>-</td> <td>-</td> <td>-</td> <td>-</td> <td>-</td> </tr> <tr> <td>Reading as on</td> <td>01/09/2021</td> <td>77383</td> <td>53768.49</td> <td>-</td> <td>-</td> <td>-</td> <td>-</td> <td>-</td> <td>-</td> </tr> <tr> <td>Difference</td> <td>-</td> <td>13453.49</td> <td>14306.51</td> <td>-</td> <td>-</td> <td>-</td> <td>-</td> <td>-</td> <td>-</td> </tr> <tr> <td>Multiplying Factor</td> <td>-</td> <td>1.0</td> <td>1.0</td> <td>1.0</td> <td>-</td> <td>-</td> <td>-</td> <td>-</td> <td>-</td> </tr> <tr> <td>Total Consumption</td> <td>-</td> <td>13453</td> <td>14306</td> <td>43.260</td> <td>2514</td> <td>0.00</td> <td>-</td> <td>0.95</td> <td>12</td> </tr> <tr> <td>Monthly Min Consumption</td> <td>-</td> <td>-</td> <td>3000</td> <td>120.000</td> <td>-</td> <td>-</td> <td>-</td> <td>-</td> <td>-</td> </tr> <tr> <td>Main Consumption</td> <td>-</td> <td>-</td> <td>14306</td> <td>-</td> <td>-</td> <td>-</td> <td>-</td> <td>-</td> <td>0.00</td> </tr> <tr> <td>L & F</td> <td>-</td> <td>-</td> <td>-</td> <td>-</td> <td>-</td> <td>-</td> <td>-</td> <td>-</td> <td>-</td> </tr> <tr> <td>Segregated Colony</td> <td>-</td> <td>-</td> <td>-</td> <td>-</td> <td>-</td> <td>-</td> <td>0</td> <td>-</td> <td>-</td> </tr> </tbody> </table>								Particulars	Date	KWH	KVARH	KVA	TOD PEAK	TOD OFF PEAK	COLONY	PF	LF	Reading as on	01/08/2021	30636.49	106275	43.260	-	-	-	-	-	Reading as on	01/09/2021	77383	53768.49	-	-	-	-	-	-	Difference	-	13453.49	14306.51	-	-	-	-	-	-	Multiplying Factor	-	1.0	1.0	1.0	-	-	-	-	-	Total Consumption	-	13453	14306	43.260	2514	0.00	-	0.95	12	Monthly Min Consumption	-	-	3000	120.000	-	-	-	-	-	Main Consumption	-	-	14306	-	-	-	-	-	0.00	L & F	-	-	-	-	-	-	-	-	-	Segregated Colony	-	-	-	-	-	-	0	-	-
Particulars	Date	KWH	KVARH	KVA	TOD PEAK	TOD OFF PEAK	COLONY	PF	LF																																																																																																		
Reading as on	01/08/2021	30636.49	106275	43.260	-	-	-	-	-																																																																																																		
Reading as on	01/09/2021	77383	53768.49	-	-	-	-	-	-																																																																																																		
Difference	-	13453.49	14306.51	-	-	-	-	-	-																																																																																																		
Multiplying Factor	-	1.0	1.0	1.0	-	-	-	-	-																																																																																																		
Total Consumption	-	13453	14306	43.260	2514	0.00	-	0.95	12																																																																																																		
Monthly Min Consumption	-	-	3000	120.000	-	-	-	-	-																																																																																																		
Main Consumption	-	-	14306	-	-	-	-	-	0.00																																																																																																		
L & F	-	-	-	-	-	-	-	-	-																																																																																																		
Segregated Colony	-	-	-	-	-	-	0	-	-																																																																																																		
<table border="1"> <thead> <tr> <th>Supplier Name</th> <th>KWH Share</th> <th>KVA Share</th> <th>% Wheeling</th> </tr> </thead> <tbody> <tr> <td>Solar Units</td> <td>0</td> <td>24.000</td> <td>0</td> </tr> </tbody> </table>								Supplier Name	KWH Share	KVA Share	% Wheeling	Solar Units	0	24.000	0																																																																																												
Supplier Name	KWH Share	KVA Share	% Wheeling																																																																																																								
Solar Units	0	24.000	0																																																																																																								
<table border="1"> <thead> <tr> <th>Particulars</th> <th>Bill Issue Date</th> <th>KWH</th> <th>KVA</th> <th>TOD PEAK</th> <th>TOD OFF PEAK</th> <th>COLONY</th> </tr> </thead> <tbody> <tr> <td>Billed Units</td> <td>05-09-2021</td> <td>14483</td> <td>120.000</td> <td>2514</td> <td>0.00</td> <td>0</td> </tr> </tbody> </table>								Particulars	Bill Issue Date	KWH	KVA	TOD PEAK	TOD OFF PEAK	COLONY	Billed Units	05-09-2021	14483	120.000	2514	0.00	0																																																																																						
Particulars	Bill Issue Date	KWH	KVA	TOD PEAK	TOD OFF PEAK	COLONY																																																																																																					
Billed Units	05-09-2021	14483	120.000	2514	0.00	0																																																																																																					
<table border="1"> <thead> <tr> <th>Particulars</th> <th>Units</th> <th>Rate Per Unit</th> <th>Amount(Rs.)</th> </tr> </thead> <tbody> <tr> <td>Demand Charges(Normal)</td> <td>120</td> <td>475</td> <td>57000</td> </tr> <tr> <td>Demand Charges(Penal)(80%)</td> <td>0</td> <td>900</td> <td>0</td> </tr> <tr> <td>Energy Charges(KL Units)</td> <td>14483</td> <td>7.62</td> <td>110294.96</td> </tr> <tr> <td>Energy Excess Charges</td> <td>0</td> <td>0</td> <td>0</td> </tr> <tr> <td>Electricity Duty Charges</td> <td>14483</td> <td>0.05</td> <td>870.42</td> </tr> <tr> <td>Colony Charges</td> <td>0</td> <td>0.00</td> <td>0</td> </tr> <tr> <td>L&F Charges</td> <td>0</td> <td>0.00</td> <td>0</td> </tr> <tr> <td>Energy Charges Including Fuel Cost Adjustment</td> <td>0</td> <td>0.00</td> <td>0</td> </tr> <tr> <td>Fuel Surcharge Adjustment</td> <td>0</td> <td>0.00</td> <td>0</td> </tr> <tr> <td>Tax up Charge</td> <td>0</td> <td>0</td> <td>0</td> </tr> <tr> <td>PPCCA Charge</td> <td>0</td> <td>0</td> <td>0</td> </tr> <tr> <td>ToD Charges</td> <td>2514</td> <td>0</td> <td>2514</td> </tr> </tbody> </table>								Particulars	Units	Rate Per Unit	Amount(Rs.)	Demand Charges(Normal)	120	475	57000	Demand Charges(Penal)(80%)	0	900	0	Energy Charges(KL Units)	14483	7.62	110294.96	Energy Excess Charges	0	0	0	Electricity Duty Charges	14483	0.05	870.42	Colony Charges	0	0.00	0	L&F Charges	0	0.00	0	Energy Charges Including Fuel Cost Adjustment	0	0.00	0	Fuel Surcharge Adjustment	0	0.00	0	Tax up Charge	0	0	0	PPCCA Charge	0	0	0	ToD Charges	2514	0	2514																																																
Particulars	Units	Rate Per Unit	Amount(Rs.)																																																																																																								
Demand Charges(Normal)	120	475	57000																																																																																																								
Demand Charges(Penal)(80%)	0	900	0																																																																																																								
Energy Charges(KL Units)	14483	7.62	110294.96																																																																																																								
Energy Excess Charges	0	0	0																																																																																																								
Electricity Duty Charges	14483	0.05	870.42																																																																																																								
Colony Charges	0	0.00	0																																																																																																								
L&F Charges	0	0.00	0																																																																																																								
Energy Charges Including Fuel Cost Adjustment	0	0.00	0																																																																																																								
Fuel Surcharge Adjustment	0	0.00	0																																																																																																								
Tax up Charge	0	0	0																																																																																																								
PPCCA Charge	0	0	0																																																																																																								
ToD Charges	2514	0	2514																																																																																																								
<table border="1"> <thead> <tr> <th>Particulars</th> <th>Amount</th> </tr> </thead> <tbody> <tr> <td>Sub Total</td> <td>171179.37</td> </tr> <tr> <td>Customer Charges</td> <td>1800</td> </tr> <tr> <td>Grid support charges</td> <td>0</td> </tr> <tr> <td>Wheeling Charges</td> <td>0</td> </tr> <tr> <td>LPF Charges</td> <td>0</td> </tr> <tr> <td>RKWH Surcharge Hybrid</td> <td>0</td> </tr> <tr> <td>RKWH Surcharge Wind</td> <td>0</td> </tr> <tr> <td>Open Access CSS</td> <td>0</td> </tr> <tr> <td>ACD Surcharge</td> <td>0</td> </tr> <tr> <td>Late Payment Charges</td> <td>500</td> </tr> <tr> <td>Interest on EID</td> <td>0.12</td> </tr> <tr> <td>Penal Interest</td> <td>0</td> </tr> <tr> <td>Transformer Hire Charges</td> <td>0</td> </tr> <tr> <td>Differential Voltage Surcharges</td> <td>0</td> </tr> <tr> <td>Load Factor Incentive (-)</td> <td>0</td> </tr> <tr> <td>Total For The Month</td> <td>171455.52</td> </tr> <tr> <td>TCS</td> <td>0</td> </tr> <tr> <td>TCS SF</td> <td>0</td> </tr> <tr> <td>25% Rebate A/g/DEFERATION</td> <td>0</td> </tr> <tr> <td>Penal Incentive (-)</td> <td>0</td> </tr> <tr> <td>Rated Cost A/g/(-)</td> <td>0</td> </tr> <tr> <td>Net ICD A/m/CO-TDS @40%(-)</td> <td>0</td> </tr> <tr> <td>Other Credit Adj</td> <td>0</td> </tr> <tr> <td>Less (or) Gain</td> <td>0.48</td> </tr> <tr> <td>NET BILL</td> <td>173136</td> </tr> <tr> <td>Previous Years (Years before 31-Mar-2021)</td> <td>0.00</td> </tr> <tr> <td>Current Years (Years after 01-Apr-2021)</td> <td>0.16</td> </tr> <tr> <td>Net Payable Rs.</td> <td>173136</td> </tr> </tbody> </table>								Particulars	Amount	Sub Total	171179.37	Customer Charges	1800	Grid support charges	0	Wheeling Charges	0	LPF Charges	0	RKWH Surcharge Hybrid	0	RKWH Surcharge Wind	0	Open Access CSS	0	ACD Surcharge	0	Late Payment Charges	500	Interest on EID	0.12	Penal Interest	0	Transformer Hire Charges	0	Differential Voltage Surcharges	0	Load Factor Incentive (-)	0	Total For The Month	171455.52	TCS	0	TCS SF	0	25% Rebate A/g/DEFERATION	0	Penal Incentive (-)	0	Rated Cost A/g/(-)	0	Net ICD A/m/CO-TDS @40%(-)	0	Other Credit Adj	0	Less (or) Gain	0.48	NET BILL	173136	Previous Years (Years before 31-Mar-2021)	0.00	Current Years (Years after 01-Apr-2021)	0.16	Net Payable Rs.	173136																																										
Particulars	Amount																																																																																																										
Sub Total	171179.37																																																																																																										
Customer Charges	1800																																																																																																										
Grid support charges	0																																																																																																										
Wheeling Charges	0																																																																																																										
LPF Charges	0																																																																																																										
RKWH Surcharge Hybrid	0																																																																																																										
RKWH Surcharge Wind	0																																																																																																										
Open Access CSS	0																																																																																																										
ACD Surcharge	0																																																																																																										
Late Payment Charges	500																																																																																																										
Interest on EID	0.12																																																																																																										
Penal Interest	0																																																																																																										
Transformer Hire Charges	0																																																																																																										
Differential Voltage Surcharges	0																																																																																																										
Load Factor Incentive (-)	0																																																																																																										
Total For The Month	171455.52																																																																																																										
TCS	0																																																																																																										
TCS SF	0																																																																																																										
25% Rebate A/g/DEFERATION	0																																																																																																										
Penal Incentive (-)	0																																																																																																										
Rated Cost A/g/(-)	0																																																																																																										
Net ICD A/m/CO-TDS @40%(-)	0																																																																																																										
Other Credit Adj	0																																																																																																										
Less (or) Gain	0.48																																																																																																										
NET BILL	173136																																																																																																										
Previous Years (Years before 31-Mar-2021)	0.00																																																																																																										
Current Years (Years after 01-Apr-2021)	0.16																																																																																																										
Net Payable Rs.	173136																																																																																																										
<p>Rs is a system generated bill only for information, please refer to the bill issued by SAC of the circle only. (Rupees One Lakh Seventy Three Thousand One Hundred and Thirty Six Only)</p>																																																																																																											




PRINCIPAL
 Avanathi Institute of Pharmaceutical Sciences
 Cherukupally (V), Bhogapuram Mandal
 Vizianagaram Dt., - 531162



ESTD : 2005

AVANTHI INSTITUTE OF PHARMACEUTICAL SCIENCES
 (Approved by A.I.C.T.E, P.C.I, New Delhi, Recognized by the Govt. of A.P. & Affiliated to JNTUGV - Vizianagaram)
 Cherukupally (Village), Chittivalasa (SO), Bhogapuram (Mandal), Vizianagaram (Dist) -531162.
 www.avanthipharma.ac.in, principal@avanthipharma.ac.in

 Eastern Power Distribution Company Of AP Limited						Customer Support CALL US : 1912			
ET DIGITAL BILL FOR THE MONTH OF September 2021						GST NO : 37AAACE2678512H			
Service Details			Consumer Details			BILL DATE		DUE DATE FOR PAYMENT	
Contracted MD(KVA/HP)	150 (KVA/HP)	SC No YSP1758	Specified Voltage(KVA)		11 KV	05-10-2021		19-10-2021	
Actual Voltage	11 KV	Consumer Name		AVANTHI INSTITUTE OF PHARMACEUTICAL SCIENCES					
Category	BA@1	Consumer Address		B/No 12y3,4,5,6,7,8					
Feeder Type	COMMON	Consumer Location		near mutha showroom,Tragapalem village					
Total Monthly Consumption Details									
Particulars	Date	KWH	KVARH	KVA	TOD PEAK	TOD OFF PEAK	COLONY	PF	LF
Reading as on	01/10/2021	103548.49	121750.49	38.820	-	-	-	-	-
Reading as on	01/09/2021	92636.49	106275	-	-	-	-	-	-
Difference	-	12712	13475.49	-	-	-	-	-	-
Multiplying Factor	-	10	10	10	-	-	-	-	-
Total Consumption	-	12712	13475	38.820	2155	000	-	0.94	12
Monthly Min Consumption	-	-	3000	120000	-	-	-	-	-
Min Consumption	-	-	13475	-	-	-	-	-	-
L & F	-	-	-	-	-	-	-	-	000
Segregated Colony	-	-	-	-	-	-	0	-	-
Open Access Consumption Details									
Supplier Name		KWH Share		KVA Share		% Wheeling			
Solar Units		0		120000		0			
Billing Summary									
Particulars	Billed Units	Billed Date	KWH	KVA	TOD PEAK	TOD OFF PEAK	COLONY		
Solar Units	05-10-2021	13316	120000	2155	000	0			
BILL DETAILS									
Particulars	Units	Rate Per Unit	Amount (Rs.)						
Demand Charge (Normal)	120	475	57000						
Demand Charge (Penalty) (0.0%)	0	900	0						
Energy Charges (8 Units)	13316	7.60	101667.4						
Energy Excess Charges	0		0						
Electricity Duty Charges	13475	0.00	406.5						
Colony Charges	0	0.00	0						
L&F Charges			0.00						
Energy Charges Including Fuel Cost Adjustment			0.00						
Fuel Surcharge Adjustment			0.00						
Tie up Charge			0						
FPPCA Charge			0						
T&D Charges			2155						
T&D Incentive (-)			0						
Sub Total			161830.9						
Customer Charges			1400						
Grid support charges			0						
Wheeling Charges			0						
LPF Charges			0						
RICWH Surcharge Hybrid			0						
RICWH Surcharge Wind			0						
Open Access C&S			0						
NCD Surcharge			0						
Late Payment Charges			0						
Interest on ED			0						
Rural Interest			0						
Transformer Hire Charges			0						
Differential Voltage Surcharges			0						
Load Factor Incentive (-)			0						
Total For The Month			163237.9						
TCS			0						
TCS SF			0						
25% Rebate Appl(OISification)			0						
Femo Incentive (-)			0						
Revised Cost Adj(-)			0						
Net NCD Amt@CD-TDS@0%(-)			0						
Other Credit(-)			0						
Loss (or) Gain			0						
NET BILL			163237						
Previous Year (Remar: before 31-Mar-2021)			0.00						
Current Year (Remar: after 01-Apr-2021)			0.16						
Net Payable Rs.			163237						
This is a system generated bill for information, please refer to the bill issued by SAC of the circle only.						(Rupees One Lakh Sixty Three Thousand Two Hundred and Thirty Seven Only)			
ED Amount:372000									



PRINCIPAL
 Avanathi Institute of Pharmaceutical Sciences
 Cherukupally (V), Bhogapuram Mandal
 Vizianagaram Dt., - 531162



ESTD : 2005

AVANTHI INSTITUTE OF PHARMACEUTICAL SCIENCES
 (Approved by A.I.C.T.E, P.C.I, New Delhi, Recognized by the Govt. of A.P. & Affiliated to JNTUGV - Vizianagaram)
 Cherukupally (Village), Chittivalasa (SO), Bhogapuram (Mandal), Vizianagaram (Dist) -531162.
 www.avanthipharma.ac.in, principal@avanthipharma.ac.in

ఆంధ్ర ప్రదేశ్ విద్యుత్ పంపిణీ సంస్థ Eastern Power Distribution Company Of AP Limited <small>www.epdcl.com</small>						Customer Support CALL US : 1912			
ET DIGITAL BILL FOR THE MONTH OF October 2021						GST NO : 37AAACE96765 12H			
Service Details			Consumer Details			BILL DATE		DUE DATE FOR PAYMENT	
Contracted MID(KVA/HP)	150 (KVA/HP)	EC No VSP1758				05-11-2021		19-11-2021	
Specified Voltage(KVA)	11 KV	AVANTHI INSTITUTE OF PHARMACEUTICAL SCIENCES							
Actual Voltage	11 KV	Sl.No 12y.3.4.5.6.7.8							
Category	BA(I)	near mutha showroom, Traganapalem village							
Feeder Type	KORAPDM	Bisemilli, Vihakapatnam							
Total Monthly Consumption Details									
Particulars	Date	KWH	KVARH	KVA	TOD PEAK	TOD OFF PEAK	COLONY	PF	LF
Reading as on	09/10/2021	112732	131798	34.420	-	-	-	-	-
Reading as on	01/10/2021	10548.49	121750.49	-	-	-	-	-	-
Difference	-	9883.51	10047.51	-	-	-	-	-	-
Multiplying Factor	-	10	10	10	-	-	-	-	-
Total Consumption	-	9883	10047	34.420	1853	0.00	-	0.91	8
Monthly Min Consumption	-	-	3000	120.000	-	-	-	-	-
Main Consumption	-	-	10047	-	-	-	-	-	-
L & F	-	-	-	-	-	-	-	-	0.00
Segregated	-	-	-	-	-	-	-	-	-
Colony	-	-	-	-	-	-	0	-	-
Open Access Consumption Details									
Supplier Name			KWH Share			KVA Share			% Wheeling
Solar Units			0			985.000			0
Billing Summary									
Particulars	Bill Issue Date	KWH	KVA	TOD PEAK	TOD OFF PEAK	COLONY			
Billed Units	05-10-2021	9883	120.000	1853	0.00	0			
BILL DETAILS									
Particulars	Units	Rate Per Unit	Amount (Rs.)						
Demand Charges (Normal)	120	47.50	5700.00						
Demand Charges (Penal) (50%)	0	900.00	0.00						
Energy Charges (KWH)	9883	7.65	69484.95						
Energy Excess Charges	0		0.00						
Electricity Duty Charges	10047	0.05	602.88						
Colony Charges	0	0.00	0.00						
L&F Charges			0.00						
Energy Charges Including Fuel Cost Adjustment			0.00						
Fuel Surcharge Adjustment			0.00						
True up Charge			0.00						
FPPCA Charge			0.00						
T&D Charges			1853.00						
T&D Incentive (-)			0.00						
Sub Total			128940.83						
Customer Charges			1400.00						
Grid support Charges			0.00						
Wheeling Charges			0.00						
LPF Charges			0.00						
RKWH Surcharge Hybrid			0.00						
RKWH Surcharge Wind			0.00						
Open Access CSE			0.00						
ADD Surcharge			0.00						
Late Payment Charges			0.00						
Interest on ED			0.00						
Penal Interest			0.00						
Transformer Heat Charges			0.00						
Differential Voltage Surcharges			0.00						
Load Factor Incentive (-)			0.00						
Total For The Month			100346.83						
TCS_SF			0.00						
25% Rebate Application			0.00						
Penal Incentive (-)			0.00						
Revised Cost Adj (-)			0.00						
Net TDS Amt (TDS) (0%) (-)			0.00						
Other Credit Adj			0.00						
Loss (or) Gain			0.17						
NET BILL			130347.00						
Previous Years/years before 31-Mar-2021			0.00						
Current Years/years after 01-Apr-2021			0.16						
Net Payable Rs.			130347						
<small>This is a system generated bill for information, please refer to the bill issued by SAG of the area only.</small>			<small>(Rupees One Lakh Thirty Thousand Three Hundred and Forty Seven Only)</small>						
<small>SD Amount: 372600</small>									



PRINCIPAL
Avanathi Institute of Pharmaceutical Sciences
 Cherukupally (V), Bhogapuram Mandal
 Vizianagaram Dt., - 531162



AVANTHI INSTITUTE OF PHARMACEUTICAL SCIENCES
 (Approved by A.I.C.T.E, P.C.I, New Delhi, Recognized by the Govt. of A.P. & Affiliated to JNTUGV - Vizianagaram)
 Cherukupally (Village), Chittivalasa (SO), Bhogapuram (Mandal), Vizianagaram (Dist) -531162.
 www.avanthipharma.ac.in, principal@avanthipharma.ac.in

ESTD : 2005

ఆంధ్ర ప్రదేశ్ విద్యుత్ పంపిణీ సంస్థ Eastern Power Distribution Company Of AP Limited <small>For all the details visit our website: www.epdcl.ap.gov.in</small>					Customer Support CALL US : 1912				
ET DIGITAL BILL FOR THE MONTH OF January 2020						GST NO : 37AAACE98768 12H			
Service Details			Consumer Details			BILL DATE		DUE DATE FOR PAYMENT	
Contracted MD(KVAH-F)	150 (KVAH-F)	EC No VSP1758	AVANTHI INSTITUTE OF PHARMACEUTICAL SCIENCES			05-02-2020		19-02-2020	
Specified Voltage(KVA)	11 KV								
Actual Voltage	11 KV								
Category	BA		near mutha showroom, Trugatapalem village						
Feeder Type	COMMON		Sheemili, Vithakapetram						
Total Monthly Consumption Details									
Particulars	Date	KWH	KVARH	KVA	TOD PEAK	TOD OFF PEAK	COLD/NY	PF	LF
Reading as on	01/01/2020	3667	43797	16.945	-	-	-	-	-
Reading as on	01/01/2020	3104	37926	-	-	-	-	-	-
Difference		563	5871	-	-	-	-	-	-
Multiplying Factor		2.0	2.0	2.0	-	-	-	-	-
Total Consumption		936	11678	33.890	2134	0.00	-	0.78	10
Monthly Min Consumption		-	3000	120.000	-	-	-	-	-
Min Consumption		-	11678	-	-	-	-	-	0.00
L & F		-	-	-	-	-	-	-	-
Segregated Colony		-	-	-	-	-	0	-	-
Open Access Consumption Details									
Supplier Name		KWH Share	KVA Share	% Wheeling					
Billing Summary									
Particulars	Bill Issue Date	KWH	KVA	TOD PEAK	TOD OFF PEAK	COLD/NY			
Billod Units	05-02-2020	11678	120.000	2134	0.00	0			
BILL DETAILS									
Particulars	Units	Rate Per Unit	Amount (Rs.)						
Demand Charges (Normal)	120	475	57000						
Demand Charges (Penal) (50%)	0	900	0						
Energy Charges (All Units)	11678	7.60	89666.8						
Energy Excess Charges	0		0						
Electricity Duty Charges	11678	0.06	700.08						
Colony Charges	0	0.00	0						
L&F Charges			0.00						
Energy Charges Including Fuel Cost Adjustment			9.00						
Fuel Surcharge Adjustment			0.00						
True up Charge									
FPPCA Charge									
ToD Charges			2134						
ToD Incentive (-)			0						
Sub Total			149171.38						
Customer Charges			1406						
Grid support charges			0						
Wheeling Charges			0						
L&F Charges			0						
RKWH Surcharge Hydrl			0						
RKWH Surcharge Wind			0						
Open Access CSS			0						
ACD Surcharge			3403.00						
Late Payment Charges			0						
Interest on ED			0						
Penal Interest			0						
Transformer Hire Charges			0						
Differential Voltage Surcharges			0						
Load Factor Incentive (-)			0						
Total F of The Month			153985.42						
TCS			0						
TCS SF			0						
25% Rebate App/Classification			0						
Penal Incentive (-)			0						
Fuelled Cost Adj (-)			0						
Net TCS Amt (TCS - TDS) (0.00/-)			0						
Other Credit Adj			0						
Loss (or) Gain			-6.42						
NET BILL			153980						
Previous Years (Fees before 31-Mar-2019)			0.00						
(Current Years (Fees after 01-Apr-2019)			0.00						
Net Payable Rs.			153980						

This is a system generated bill only for information, please refer to the bill issued by SAC of the circle only.

(Rupees One Lakh Fifty Three Thousand Nine Hundred and Eighty Only)



PRINCIPAL
 Avanathi Institute of Pharmaceutical Sciences
 Cherukupally (V), Bhogapuram Mandal
 Vizianagaram Dt., - 531162




ESTD : 2005

AVANTHI INSTITUTE OF PHARMACEUTICAL SCIENCES

(Approved by A.I.C.T.E, P.C.I, New Delhi, Recognized by the Govt. of A.P. & Affiliated to JNTUGV - Vizianagaram)

Cherukupally (Village), Chittivalasa (SO), Bhogapuram (Mandal), Vizianagaram (Dist) -531162.

www.avanthipharma.ac.in, principal@avanthipharma.ac.in

 Eastern Power Distribution Company of AP Limited <small>www.epdc.ap.gov.in</small>				Customer Support CALL US : 1912			
HT DIGITAL BILL FOR THE MONTH OF February 2020						GST NO : 37AAACE976B12H	
Service Details		Consumer Details				BILL DATE 05-03-2020	
Contracted ND(KVA/HP)	100 (KVA/HP)	SC No	VSP1736				DUE DATE FOR PAYMENT 19-03-2020
Specified Voltage(KVA)	11 KV	AVANTHI INSTITUTE OF PHARMACEUTICAL SCIENCES					
Actual Voltage	11 KV	S/Nb 12y3,4,5,6,7,8					
Category	BL	near multi showroom,Tranagarapalem village					
Feeder Type	CDMADN	Bheerati, Vithalapuram					
Total Monthly Consumption Details							
Particulars	Date	KBRN	KBRN	KVA	TOD PEAK	TOD OFF PEAK	COLONY
Reading as on	01/03/2020	49822	49813	16 162	-	-	-
Reading as on	01/02/2020	38667	43797	-	-	-	-
Difference	-	3155	6016	-	-	-	-
Multiplying Factor	-	2.0	2.0	-	-	-	-
Total Consumption	-	6310	12032	32 324	2652	0.00	0.00
Monthly Min Consumption	-	-	3000	120 000	-	-	-
Min Consumption	-	-	12032	-	-	-	-
L & F	-	-	-	-	-	-	0.00
Segregated	-	-	-	-	-	-	-
Colony	-	-	-	-	-	-	0
Open Access Consumption Details							
Supplier Name		KBRN Share		KVA Share		% Wheeling	
Billing Summary							
Particulars	Billed Units	Billed Date	KBRN	KVA	TOD PEAK	TOD OFF PEAK	COLONY
		05-03-2020	12032	120 000	2652	0.00	0
BILL DETAILS							
Particulars	Units	Rate Per Unit	Amount(Rs.)				
Demand Charges(Normal)	120	475	57000				
Demand Charges(Penal)(20%)	0	950	0				
Energy Charges(M kWh)	12000	7.40	88800				
Energy Excess Charges	0	-	0				
Electricity Duty Charges	12000	0.06	720				
Colony Charges	0	0.00	0				
L&F Charges	-	-	0.00				
Energy Charges Including Fuel Cost Adjustment	-	-	0.00				
Fuel Surcharge Adjustment	-	-	0.00				
Tax up Charge	-	-	0.00				
FPPCA Charge	-	-	0.00				
ToD Charges	-	-	2452				
ToD Incentive (-)	-	-	0				
Sub Total			152218.72				
Customer Charges			1408				
Grid support charges			0				
Wheeling Charges			0				
LPF Charges			0				
KBRN Surcharge (Hyd)			0				
KBRN Surcharge (Wind)			0				
Open Access CSS			0				
ACD Surcharge			1975.96				
Late Payment Charges			550				
Interest on EO			1				
Rental Interest			0				
Transformer Hire Charges			0				
Differential Voltage Surcharge			0				
Load Factor Incentive (-)			0				
Total For The Month			156151.68				
TCS			0				
TCS SF			0				
25% Rebate Application			0				
Folio Incentive (-)			0				
Podded Cost Adj (-)			0				
Net ICD Area (CD - TOG) (0-0) (-)			0				
Other Credit Adj			0				
Loss (or) Gain			0.32				
NET BILL			156152				
Previous Year (From: Before 31-Mar-2019)			0.00				
Current Year (From: after 01-Apr-2019)			0.00				
Net Payable Rs.			156152				
This is a system generated bill for information, please refer to the bill issued by SAC/field office only.							
(Rupees One Lakh Fifty Six Thousand One Hundred and Fifty Two Only)							




PRINCIPAL

Avanathi Institute of Pharmaceutical Sciences
Cherukupally (V), Bhogapuram Mandal
Vizianagaram Dt., - 531162



ESTD : 2005


AVANTHI INSTITUTE OF PHARMACEUTICAL SCIENCES
 (Approved by A.I.C.T.E, P.C.I, New Delhi, Recognized by the Govt. of A.P. & Affiliated to JNTUGV - Vizianagaram)
 Cherukupally (Village), Chittivalasa (SO), Bhogapuram (Mandal), Vizianagaram (Dist) -531162.
 www.avanthipharma.ac.in, principal@avanthipharma.ac.in

 ఆంధ్ర ప్రదేశ్ విద్యుత్ పంపిణీ సంస్థ Eastern Power Distribution Company of AP Limited					Customer Support CALL US : 1912				
ET DIGITAL BILL FOR THE MONTH OF March 2020					GST NO : 37AAACE9878B12H				
Service Details			Consumer Details			BILL DATE		DUE DATE FOR PAYMENT	
Contracted MD(KVAHP)	150 (KVAHP)	IC No VSP1738			05-04-2020		19-04-2020		
Specified Voltage(CvA)	11 KV	AVANTHI INSTITUTE OF PHARMACEUTICAL SCIENCES							
Actual Voltage	11 KV	SyNo 12y3A,5,6,7,B							
Category	BA	nearmuthi showroom,Trinagapalem village							
Feeder Type	COMMON	Bheemli, Vthakapatham							
Total Monthly Consumption Details									
Particulars	Date	KWH	KVARH	KVA	TOD PEAK	TOD OFF PEAK	COLONY	PF	LF
Reading ac on	01/04/2020	4648	56430	28.870	-	-	-	-	-
Reading ac on	01/03/2020	4982	49813	-	-	-	-	-	-
Difference	-	3616	6617	-	-	-	-	-	-
Multiplying Factor	-	20	20	20	-	-	-	-	-
Total Consumption	-	13234	13234	57.740	2406	0.00	-	0.95	11
Monthly Min Consumption	-	-	3000	120.000	-	-	-	-	-
Main Consumption	-	-	13234	-	-	-	-	-	-
L & F	-	-	-	-	-	-	-	-	0.00
Segregated Colony	-	-	-	-	-	-	0	-	-
Open Access Consumption Details									
Supplier Name	KVAR Share		KVA Share		% Wheeling				
Billing Summary									
Particulars	Billing Issue Date	KWH	KVA	TOD PEAK	TOD OFF PEAK	COLONY			
Billed Units	05-04-2020	13234	120.000	2406	0.00	0			
BILL DETAILS									
Particulars	Units	Rate Per Unit	Amount(Rs.)						
Demand Charges(Normal)	120	475	57000						
Demand Charges(Penalty)(80%)	0	900	0						
Energy Charges(All Units)	13234	7.60	101240.4						
Energy Excess Charges	0	-	0						
Electricity Duty Charges	13234	0.06	794.04						
Colony Charges	0	0.00	0						
LLF Charges	-	-	0.00						
Energy Charges Including Fuel Cost Adjustment	-	-	0.00						
Fuel Surcharge Adjustment	-	-	0.00						
True up Charge	-	-	0.00						
PPCCA Charge	-	-	0.00						
ToD Charges	-	-	2406						
ToD Incentive (-)	-	-	0						
Sub Total			161440.14						
Customer Charges			1626						
Grid support charges			0						
Wheeling Charges			0						
LPF Charges			0						
RKUPH Surcharge Hybrid			0						
RKUPH Surcharge Wind			0						
Open Access CSS			0						
ACD Surcharge			0						
Late Payment Charges			0						
Interest on ED			0						
Rental Interest			0						
Transformer Hire Charges			0						
Deferrential Voltage Surcharges			0						
Load Factor Incentive (-)			0						
Total For The Month			162846.14						
TCS			0						
TCS SF			0						
25% Rebate App(DDSFication)			0						
Folio Incentive (-)			0						
Proided Cost Adj(-)			0						
Net(ICO)Am@CO-TDS(10-0-1)			0						
Other Credit Adj			0						
Loss (or) Gain			-0.14						
NET BILL			162846						
Previous Years(Amounts before 31-Mar-2019)			0.00						
Current Years(Amounts after 01-Apr-2019)			0.00						
Net Payable Rs.			162846						

This is a system generated bill for information, please refer to the bill issued by SAG of the district office.

(Rupees One Lakh Sixty Two Thousand Eight Hundred and Forty Six Only)




PRINCIPAL
 Avanathi Institute of Pharmaceutical Sciences
 Cherukupally (V), Bhogapuram Mandal
 Vizianagaram Dt., - 531162



AVANTHI INSTITUTE OF PHARMACEUTICAL SCIENCES

(Approved by A.I.C.T.E, P.C.I, New Delhi, Recognized by the Govt. of A.P. & Affiliated to JNTUGV - Vizianagaram)

Cherukupally (Village), Chittivalasa (SO), Bhogapuram (Mandal), Vizianagaram (Dist) -531162.

www.avanthipharma.ac.in, principal@avanthipharma.ac.in

ESTD : 2005

ఆంధ్ర ప్రదేశ్ విద్యుత్ పంపిణీ సంస్థ Eastern Power Distribution Company Of AP Limited						Customer Support CALL US : 1912			
ET DIGITAL BILL FOR THE MONTH OF April 2020						GET NO : 37AAACE96765124			
Service Details			Consumer Details						
Contracted MVA(KVA/HP)	150(KVA/HP)	IC No	VSP1728		BILL DATE 05-05-2020	DUPLICATE FOR PAYMENT 19-05-2020			
Specified Voltage(KVA)	11 KV	AVANTHI INSTITUTE OF PHARMACEUTICAL SCIENCES							
Actual Voltage	11 KV	Syl No 12y3,1,5,6,7,8							
Category	8498	rearmuthi showroom,Tranagarapalem village							
Feeder Type	COMMON	Sheshil, Uthakapetram							
Total Monthly Consumption Details									
Particulars	Date	KVAH	KVAH	KVA	TOD PEAK	TOD OFF PEAK	COLONY	PF	LF
Reading as on	01/05/2020	4943	60136	16.515	-	-	-	-	-
Reading as on	01/04/2020	4640	56430	-	-	-	-	-	-
Difference	-	303	3706	-	-	-	-	-	-
Multiplying Factor	-	20	20	20	-	-	-	-	-
Total Consumption	-	6006	7416	33.030	26	0.00	-	0.81	6
Monthly Min Consumption	-	-	3000	120.000	-	-	-	-	-
Main Consumption	-	-	7416	-	-	-	-	-	-
L & F	-	-	-	-	-	-	-	-	0.00
Escrowed	-	-	-	-	-	-	-	-	-
Colony	-	-	-	-	-	-	0	-	-
Open Access Consumption Details									
Supplier Name		KVAH Share		KVA Share		% Wheeling			
Billing Summary									
Particulars	Billed Units	Billed Date	KVAH	KVA	TOD PEAK	TOD OFF PEAK	COLONY		
	05-05-2020		7416	120.000	26	0.00	0		
BILL DETAILS									
Particulars	Units	Rate Per Unit	Amount(Rs.)						
Demand Charges(Normal)	120	475	57000						
Demand Charges(Penal)(80%)	0	900	0						
Energy Charges(M Units)	7416	7.63	56732.4						
Energy Excess Charges	0		0						
Electricity Duty Charges	7416	0.06	444.96						
Colony Charges	0	0.00	0						
L&F Charges			0.00						
Energy Charges Including Fuel Cost Adjustment			0.00						
Fuel Surcharge Adjustment			0.00						
Tie up Charge									
FPPCA Charge									
ToD Charges			726						
ToD Incentive (-)			0						
Sub Total			114903.36						
Customer Charges			1400						
Grid support charges			0						
Wheeling Charges			0						
LFF Charges			0						
R(KVAH) Surcharge Hybrid			0						
R(KVAH) Surcharge Wind			0						
Open Access CSS			0						
ACD Surcharge			0						
Late Payment Charges			0						
Interest on ED			0						
Rental Interest			0						
Transformer Hire Charges			0						
Differential Voltage Surcharges			0						
Load Factor Incentive (-)			0						
Total For The Month			116303.36						
TCE			0						
TCE_SF			0						
25% Rebate Application			0						
Ferry Incentive (-)			0						
Rotted Cost Adj(-)			0						
Net ICD Am(ICD-TDS)(7184-7184)(-)			6460						
Other Credit Adj			0						
Loss (or) Gain			-0.36						
NET BILL			109843						
Previous Years (Arrear) before 31-Mar-2020			0.00						
Current Years (Arrear) after 01-Apr-2020			0.00						
Net Payable Rs.			109843						
This is a system generated bill only for information, please refer to the bill issued by SAC of the area office.						(Rupees One Lakh Nine Thousand Eight Hundred and Forty Three Only)			



PRINCIPAL
 Avanthi Institute of Pharmaceutical Sciences
 Cherukupally (V), Bhogapuram Mandal
 Vizianagaram Dt., - 531162



Service Details		Consumer Details		BILL DATE		DUE DATE FOR PAYMENT			
Contracted MD(KVA/HP)	100 (KVA/HP)	EC No	VSP1758	05-12-2020	19-12-2020	Customer Support CALL US : 1912			
Specified Voltage(KVA)	11 KV	AVANTHI INSTITUTE OF PHARMACEUTICAL SCIENCES		GST NO : 37AAACE8976812H					
Actual Voltage	11 KV	By No 12y3,4,5,6,7,8		RT DIGITAL BILL FOR THE MONTH OF November 2020					
Category	RI(I)	near muthi showroom,Trapatrapalem village							
Feeder Type	COMMON	Bheerill, Vthakapuram							
Total Monthly Consumption Details									
Particulars	Date	KWH	KVAH	KVA	TOD PEAK	TOD OFF PEAK	COLONY	PF	LF
Reading as on	01/12/2020	26990	30274.5	31000	-	-	-	-	-
Reading as on	01/10/2020	13055	17980.5	-	-	-	-	-	-
Difference	-	13935	12294	-	-	-	-	-	-
Multiplying Factor	-	10	10	10	-	-	-	-	-
Total Consumption	-	13935	12294	31000	263.5	0.00	-	0.9	11
Monthly Min Consumption	-	-	3000	120000	-	-	-	-	-
Main Consumption	-	-	12294	-	-	-	-	-	0.00
L & F	-	-	-	-	-	-	-	-	-
Segregated Colony	-	-	-	-	-	-	0	-	-
Open Access Consumption Details									
Supplier Name	KWH Share		KVA Share		% Wheeling				
Billing Summary									
Particulars	Billing Date	KWH	KVA	TOD PEAK	TOD OFF PEAK	COLONY			
Billed Units	05-12-2020	12294	120000	263.5	0.00	0			
BILL DETAILS									
Particulars	Units	Rate Per Unit	Amount (Rs.)						
Demand Charges(Normal)	120	4.75	5700						
Demand Charges(Fixed)(RI/VI)	0	900	0						
Energy Charges(All Units)	12294	7.65	94049.1						
Energy Excess Charges	0		0						
Electricity Duty Charges	12294	0.06	737.64						
Colony Charges	0	0.00	0						
L&F Charges			0.00						
Energy Charges Including Fuel Cost Adjustment			0.00						
Fuel Surcharge Adjustment			0.00						
True up Charge									
FPPCA Charge									
ToD Charges			2064						
ToD Incentive (-)			0						
Sub Total			153850.74						
Customer Charges			1406						
Grid support charges			0						
Wheeling charges			0						
LPF Charges			0						
RI/VI Surcharge Hybrid			0						
RI/VI Surcharge Wind			0						
Open Access CSS			0						
ACD Surcharge			0						
Late Payment Charges			0						
Interest on ED			0						
Rental Interest			0						
Transformer Hire Charges			0						
Differential Voltage Surcharges			0						
Load Factor Incentive (-)			0						
Total F of The Month			155256.74						
TCS			0						
TCS_SF			0						
25% Rebate (Application)			0						
Femo Incentive (-)			0						
Pooled Cost Adj(-)			0						
Net ICD Amt (ICD - ToD) (0-0) (-)			0						
Other Credit Adj			0						
Loss for Gain			0.36						
NET BILL			155257						
Previous Years (Months before 31-Mar-2020)			0.00						
Current Years (Months after 01-Apr-2020)			0.47						
Net Payable Rs.			155257						

This is a system generated bill for information, please refer to the bill issued by SAC of the disc only.

(Rupees One Lakh Fifty Five Thousand Two Hundred and Fifty Seven Only)



PRINCIPAL
 Avanthi Institute of Pharmaceutical Sciences
 Cherukupally (V), Bhogapuram Mandal
 Vizianagaram Dt., - 531162



ESTD : 2005

AVANTHI INSTITUTE OF PHARMACEUTICAL SCIENCES
 (Approved by A.I.C.T.E, P.C.I, New Delhi, Recognized by the Govt. of A.P. & Affiliated to JNTUGV - Vizianagaram)
 Cherukupally (Village), Chittivalasa (SO), Bhogapuram (Mandal), Vizianagaram (Dist) -531162.
 www.avanthipharma.ac.in, principal@avanthipharma.ac.in

		ఆంధ్ర ప్రదేశ్ సామ్య ప్రాసెస్ పవర్ కంపెనీ లిమిటెడ్ Eastern Power Distribution Company Of AP Limited <small>AN ANDHRA PRADESH GOVT. COMPANY (1986)</small>	Customer Support CALL US : 1912						
HT DIGITAL BILL FOR THE MONTH OF June 2020		GST NO : 37AAACE9876812H							
Service Details		Consumer Details							
Contracted MD(KVAHP) Specified Voltage(KvA) Actual Voltage Category Feeder Type	130(KVAHP) 11 Kv 11 Kv BK(H) COMMON	EC No VSP1758 AVANTHI INSTITUTE OF PHARMACEUTICAL SCIENCES Style 123,4,5,6,7,8 rear murthi showroom, Trinagapalem village Bhoomil, 16thakapalem	BILL DATE 05-07-2020						
		DUO DATE FOR PAYMENT 19-07-2020							
Total Monthly Consumption Details:									
Particulars	Date	KBRH	KVARH	KVA	TOD PEAK	TOD OFF PEAK	COLONY	PF	LF
Reading as on	01/07/2020	51941	67065	15.611	-	-	-	-	-
Reading as on	01/06/2020	52412	63803	-	-	-	-	-	-
Difference	-	2529	3263	-	-	-	-	-	-
Multiplying Factor	-	20	20	20	-	-	-	-	-
Total Consumption	-	5058	6566	31.222	720	0.00	-	0.77	6
Monthly Min Consumption	-	-	3000	120.000	-	-	-	-	-
Main Consumption	-	-	6566	-	-	-	-	-	-
L & F	-	-	-	-	-	-	-	-	0.00
Segregiated	-	-	-	-	-	-	-	-	-
Colony	-	-	-	-	-	-	0	-	-
Open Access Consumption Details									
Supplier Name		KBRH Share	KVA Share	% Wheeling					
Billing Summary									
Particulars	Billed Date	KBRH	KVA	TOD PEAK	TOD OFF PEAK	COLONY			
Billed Units	05-07-2020	6066	120.000	720	0.00	0			
BILL DETAILS									
Particulars	Units	Rate Per Unit	Amount(Rs.)						
Demand Charges(Normal)	120	475	57000						
Demand Charges(Penalty)(80%)	0	920	0						
Energy Charges(All Units)	6566	1.85	12129.9						
Energy Excess Charges	0		0						
Electricity Duty Charges	6566	0.05	328.35						
Colony Charges	0	0.00	0						
L&F Charges			0.00						
Energy Charges Including Fuel Cost Adjustment			0.00						
Fuel Surcharge Adjustment			0.00						
Tax up Charge									
FPPCA Charge									
TOD Charges			720						
TOD Incentive (-)			0						
Sub Total			108343.86						
Customer Charges			1406						
GIS support charges			0						
Wheeling Charges			0						
LPF Charges			0						
RKWH Surcharge Hydrol			0						
RKWH Surcharge Wind			0						
Open Access CSS			0						
ACD Surcharge			0						
Late Payment Charges			500						
Interest on ED			2.00						
Rental Interest			0						
Transformer Hire Charges			0						
Differential Voltage Surcharges			0						
Load Factor Incentive (-)			0						
Total For The Month			110301.91						
TCS			0						
TCS SF			0						
22% Rebate Appl/DSification			0						
Fero Incentive (-)			0						
Fixed Cost Adj(-)			0						
Net ICD/Amg/DOE-TDE(-)			0						
Other Credit Adj			0						
Loss (or) Gain			0.00						
NET BILL			110302						
(Previous Years/Errors before 31-Mar-2020)			0.00						
(Current Years/Errors after 01-Apr-2020)			0.00						
Net Payable Rs.			110302						
<small>This is a system generated bill/entry for information, please refer to the bill issued by SAC of the circle only.</small>				<small>(Rupees One Lakh Ten Thousand Three Hundred and Two Only)</small>					



PRINCIPAL
 Avanthi Institute of Pharmaceutical Sciences
 Cherukupally (V), Bhogapuram Mandal
 Vizianagaram Dt., - 531162



ఆంధ్ర ప్రదేశ్ విద్యుత్ పంపిణీ సంస్థ Eastern Power Distribution Company of AP Limited						Customer Support CALL US : 1912			
MY DIGITAL BILL FOR THE MONTH OF July 2020						GST NO : 37AAACE9876B12H			
Service Details			Consumer Details			BILL DATE 05-08-2020	DUE DATE FOR PAYMENT 19-08-2020		
Contracted MD(KVA/HP)	150 (KVA/HP)	SC No VSP1758	AVANTHI INSTITUTE OF PHARMACEUTICAL SCIENCES						
Specified Voltage(KVA)	11 KV	By No 12y3,4,5,6,7,8							
Actual Voltage	11 KV	near mulla's showroom, Traganapalem village							
Category	BL/SH	Feeder Type			COMMON	Bheemili, Viskhapatnam			
Total Monthly Consumption Details									
Particulars	Date	KWH	KVAH	KVA	TOD PEAK	TOD OFF PEAK	COLONY	PF	LF
Reading as on	09/08/2020	1039	1404	7.400	-	-	-	-	-
Reading as on	01/07/2020	5891	67086	-	-	-	-	-	-
Difference	-	XXXX	XXXX	-	-	-	-	-	-
Multiplying Factor	-	10	10	10	-	-	-	-	-
Total Consumption	-	5832	2688	26.320	589	0.00	-	0.72	0
Monthly Min Consumption	-	-	3000	120.000	-	-	-	-	-
Main Consumption	-	-	2688	-	-	-	-	-	-
L & F	-	-	-	-	-	-	-	-	0.00
Segregated Colony	-	-	-	-	-	-	0	-	-
Open Access Consumption Details									
Supplier Name	KWH Share		KVA Share		% Wheeling				
Solar Units	0		5048.000		0				
Billing Summary									
Particulars	Bill Issue Date	KWH	KVA	TOD PEAK	TOD OFF PEAK	COLONY			
Billed Units	05-08-2020	3000	120.000	589	0.00	0			
BILL DETAILS									
Particulars	Units	Rate Per Unit	Amount (Rs.)						
Demand Charges (Normal)	120	475	57000						
Demand Charges (Penal) (BOM)	0	900	0						
Energy Charges (All Units)	3000	7.65	22950						
Energy Excess Charges	0	-	0						
Electricity Duty Charges	2688	0.06	161.28						
Colony Charges	0	0.00	0						
L&F Charges	-	-	0.00						
Energy Charges Including Fuel Cost Adjustment	-	-	0.00						
Fuel Surcharge Adjustment	-	-	0.00						
True up Charge	-	-	-						
PPCCA Charge	-	-	-						
Tod Charges	-	-	589						
Tod Incentive (-)	-	-	0						
Sub Total			80710.28						
Customer Charges			1400						
Grid support charges			0						
Wheeling Charges			0						
LPF Charges			0						
RKWH Surcharge Hybrid			0						
RKWH Surcharge Wind			0						
Open Access CSE			0						
ACD Surcharge			0						
Late Payment Charges			0						
Interest on ED			0						
Rental Interest			0						
Transformer Hire Charges			0						
Differential Voltage Surcharges			0						
Load Factor Incentive (-)			0						
Total For The Month			82110.28						
TCS			0						
TCS SF			0						
25% Rebate Application			0						
Fero Incentive (-)			0						
Reduced Cost Adj (-)			18772						
Net ICD/Am@CD-TDS@0-0%			0						
Other Credit Adj			0						
Taxs (Net Gain)			4.28						
NET BILL			63344						
Previous Years/Errors before 31-Mar-2020			0.00						
Current Years/Errors after 01-Apr-2020			0.00						
Net Payable Rs.			63344						

This is a system generated bill for information, please refer to the bill issued by SAC of the circle only.

(Rupees Sixty Three Thousand Three Hundred and Forty Four Only)



PRINCIPAL
 Avanthi Institute of Pharmaceutical Sciences
 Cherukupally (V), Bhogapuram Mandal
 Vizianagaram Dt., - 531162



ESTD : 2005

AVANTHI INSTITUTE OF PHARMACEUTICAL SCIENCES

(Approved by A.I.C.T.E, P.C.I, New Delhi, Recognized by the Govt. of A.P. & Affiliated to JNTUGV - Vizianagaram)
 Cherukupally (Village), Chittivalasa (SO), Bhogapuram (Mandal), Vizianagaram (Dist) -531162.
 www.avanthipharma.ac.in, principal@avanthipharma.ac.in

Eastern Power Distribution Company Of AP Limited <small>Eastern Power Distribution Company of Andhra Pradesh Limited</small>						Customer Support CALL US : 1912			
ET DIGITAL BILL FOR THE MONTH OF August 2020						GST NO : 37AAACE3678512H			
Service Details			Consumer Details						
Contracted MVA(KVAHP)	150 (KVAHP)	EC No: YSP1758			BILL DATE 05-09-2020		DOE DATE FOR PAYMENT 19-09-2020		
Specified Voltage(KVA)	11 KV	AVANTHI INSTITUTE OF PHARMACEUTICAL SCIENCES							
Actual Voltage	11 KV	9/5/2020,3,3,5,6,7,8							
Category	RAPI	near mouth showroom,Traganapalem village							
Feeder Type	COMMON	Shenali, Vithalapuram							
Total Monthly Consumption Details									
Particulars	Date	KWH	KWH	KVA	TOD PEAK	TOD OFF PEAK	COLONY	PF	LF
Reading as on	01/09/2020	2325	4395	11 600	-	-	-	-	-
Reading as on	01/08/2020	1039	1404	-	-	-	-	-	-
Difference	-	1286	2991	-	-	-	-	-	-
Multiplying Factor	-	10	10	10	-	-	-	-	-
Total Consumption	-	1286	2991	11 600	643	000	-	0.43	0
Monthly Min Consumption	-	-	3000	120 000	-	-	-	-	-
Main Consumption	-	-	2991	-	-	-	-	-	-
L & F	-	-	-	-	-	-	-	-	0.00
Segregated Colony	-	-	-	-	-	-	0	-	-
Open Access Consumption Details									
Supplier Name		KWH Share		KVA Share		% Wheeling			
Solar Units		0		4772.000		0			
Billing Summary									
Particulars	Bill Issue Date	KWH	KVA	TOD PEAK	TOD OFF PEAK	COLONY			
Billed Units	05-09-2020	3000	120 000	643	000	0			
BILL DETAILS									
Particulars	Units	Rate Per Unit	Amount (Rs.)						
Demand Charges(Formal)	120	475	57000						
Demand Charges(Formal)(80%)	0	950	0						
Energy Charges(kWh Units)	3000	7.60	22800						
Energy Excess Charges	0		0						
Electricity Duty Charges	2991	0.06	179.46						
Colony Charges	0	0.00	0						
L&F Charges			0.00						
Energy Charges Including Fuel Cost Adjustment			0.00						
Fuel Surcharge Adjustment			0.00						
Trouble up Charge									
PPCCA Charge									
TOD Charges			643						
TxD Incentive (-)			0						
Sub Total			80772.46						
Customer Charges			1406						
Grid support charges			0						
Wheeling Charges			0						
LPF Charges			0						
RKWH Surcharge (Hydel)			0						
RKWH Surcharge (Wind)			0						
Open Access OSS			0						
ACD Surcharge			0						
Late Payment Charges			500						
Interest on ED			1.1						
Rural Interest			0						
Transformer Hire Charges			0						
Differential Voltage Surcharges			0						
Load Factor Incentive (-)			0						
Total F of The Month			82729.76						
TCS			0						
TCS SF			0						
25% Rebate: Applicable/Not			0						
Ferro Incentive (-)			0						
Pooled Cost Adj (-)			17802						
Net ICD Amt (ICD - TCS) (0-0) (-)			0						
Other Credit Adj			0						
Loss (or) Gain			0.24						
NET BILL			64878						
(Previous Years /Ambs before 31-Mar-2020)			0.00						
(Current Years /Ambs after 01-Apr-2020)			-0.34						
Net Payable Rs.			64878						
<small>This is a system generated bill for information, please refer to the bill issued by SAC of the circle only.</small>						<small>(Rupees Sixty Four Thousand Eight Hundred and Seventy Eight Only)</small>			



PRINCIPAL
 Avanthi Institute of Pharmaceutical Sciences
 Cherukupally (V), Bhogapuram Mandal
 Vizianagaram Dt., - 531162



 Eastern Power Distribution Company Of AP Limited						Customer Support CALL US : 1912			
ET DIGITAL BILL FOR THE MONTH OF September 2020						GST NO : 37AAACE98766 52H			
Service Details			Consumer Details			BILL DATE 05-10-2020	DUE DATE FOR PAYMENT 19-10-2020		
Contracted MD(KVA/HP)	150 (KVA/HP)	EC No	VSP1728						
Specified Voltage(KVA)	11 KV	AVANTHI INSTITUTE OF PHARMACEUTICAL SCIENCES							
Actual Voltage	11 KV	C/Nb 12y3L5L7B							
Category	BPB	near multi showroom,Tranagapalem village							
Feeder Type	COMMON	Bosamilli, Vihakaputram							
Total Monthly Consumption Details									
Particulars	Date	KWH	KVAH	KVA	TOD PEAK	TOD OFF PEAK	COLONY	PF	LF
Reading as on	01/10/2020	5140	8898	17.800	-	-	-	-	-
Reading as on	01/09/2020	2525	4395	-	-	-	-	-	-
Difference	-	3115	4503	-	-	-	-	-	-
Multiplying Factor	-	1.0	1.0	1.0	-	-	-	-	-
Total Consumption	-	3115	4503	17.800	832	0.00	-	0.68	1
Monthly Min Consumption	-	-	3000	120.000	-	-	-	-	-
Min Consumption	-	-	850	-	-	-	-	-	-
L & F	-	-	-	-	-	-	-	-	0.00
Segregated	-	-	-	-	-	-	-	-	-
Colony	-	-	-	-	-	-	0	-	-
Open Access Consumption Details									
Supplier Name		KWH Share		KVA Share		% Wheeling			
Solar Units		0		3282.000		0			
Billing Summary									
Particulars	Bill Issue Date	KWH	KVA	TOD PEAK	TOD OFF PEAK	COLONY			
Billed Units	05-10-2020	3000	120.000	832	0.00	0			
BILL DETAILS									
Particulars	Units	Rate Per Unit	Amount (Rs.)						
Demand Charges (Normal)	120	175	21000						
Demand Charges (Penal) (80%)	0	950	0						
Energy Charges (All Units)	3000	7.60	22800						
Energy Excess Charges	0		0						
Electricity Duty Charges	4623	0.04	206.18						
Colony Charges	0	0.00	0						
L&F Charges			0.00						
Energy Charges Including Fuel Cost Adjustment			0.00						
Fuel Surcharge Adjustment			0.00						
Tax Up-Charge									
PPFCA Charge									
ToD Charges			832						
TxD Incentive (-)									
Sub Total			81058.18						
Customer Charges			1400						
Grid support charges			0						
Wheeling Charges			0						
L&F Charges			0						
R/CWH Surcharge-Hydel			0						
R/CWH Surcharge-Wind			0						
Open Access CSS			0						
ACD Surcharge			0						
Late Payment Charges			500						
Interest on ED			0.11						
Penal Interest			0						
Transformer Hire Charges			0						
Differential Voltage Surcharges			0						
Load Factor Incentive (-)			0						
Total For The Month			83014.29						
TCS			0						
TCS SF			0						
25% Rebate /pp/DOS/Refraction			0						
Farm Incentive (-)			0						
Rotted Cost Adj (-)			6281						
Net ICD Area (CD -TDS) (D-D) (-)			0						
Other Credit Adj			0						
Loss (or) Gain			-0.25						
NET BILL			76733						
Previous Years (Amounts before 31-Mar-2020)			0.00						
Current Years (Amounts after 01-Apr-2020)			-0.30						
Net Payable Rs.			76732						
This is a system generated bill only for information, please refer to the bill issued by SAC/OT the check only.								(Rupees Seventy Six Thousand Seven Hundred and Thirty Two Only)	



PRINCIPAL
 Avanathi Institute of Pharmaceutical Sciences
 Cherukupally (V), Bhogapuram Mandal
 Vizianagaram Dt., - 531162



AVANTHI INSTITUTE OF PHARMACEUTICAL SCIENCES

(Approved by A.I.C.T.E, P.C.I, New Delhi, Recognized by the Govt. of A.P. & Affiliated to JNTUGV - Vizianagaram)

Cherukupally (Village), Chittivalasa (SO), Bhogapuram (Mandal), Vizianagaram (Dist) -531162.

www.avanthipharma.ac.in, principal@avanthipharma.ac.in

ESTD : 2005

Eastern Power Distribution Company of AP Limited <small>POWER DISTRIBUTION COMPANY OF AP LIMITED</small>						Customer Support CALL US : 1912			
HT DIGITAL BILL FOR THE MONTH OF October 2020						GST NO : 37AAACE9676B12H			
Service Details			Consumer Details						
Contracted MD(KVA/PI)	100(KVA/PI)	SC No VSP1758			BILL DATE 05-11-2020		DOE DATE FOR PAYMENT 19-11-2020		
Specified Voltage(KVA)	11 KV	AVANTHI INSTITUTE OF PHARMACEUTICAL SCIENCES							
Actual Voltage	11 KV	Sl.No 12,3,4,5,6,7,8							
Category	RAPI	near multi showroom,Tragapalem village							
Feeder Type	COMMON	Bhoemil, Cherukupally							
Total Monthly Consumption Details									
Particulars	Date	KWH	KWH	KVA	TOD PEAK	TOD OFF PEAK	COLONY	PF	LF
Reading as on	01/10/2020	13065	17980.5	32.900	-	-	-	-	-
Reading as on	01/10/2020	3140	8996	-	-	-	-	-	-
Difference	-	3655	8982.5	-	-	-	-	-	-
Multiplying Factor	-	10	10	10	-	-	-	-	-
Total Consumption	-	3655	8982	32.900	1009	000	-	0.85	8
Monthly Min Consumption	-	-	3000	120.000	-	-	-	-	-
Min Consumption	-	-	8982	-	-	-	-	-	-
L & F	-	-	-	-	-	-	-	-	0.00
Segregated	-	-	-	-	-	-	-	-	-
Colony	-	-	-	-	-	-	0	-	-
Open Access Consumption Details									
Supplier Name		KWH Share		KVA Share		% Wheeling			
Billing Summary									
Particulars	Billed Units	Billed Date	KWH	KVA	TOD PEAK	TOD OFF PEAK	COLONY		
		05-11-2020	8983	120.000	1009	000	0		
BILL DETAILS									
Particulars	Units	Rate Per Unit	Amount(Rs.)						
Demand Charges(Normal)	120	475	57000						
Demand Charges(Penal)(80%)	0	900	0						
Energy Charges(All Units)	8983	7.60	68199.80						
Energy Excess Charges	0		0						
Electricity Duty Charges	8983	0.00	338.98						
Colony Charges	0	0.00	0						
L&F Charges			0.00						
Energy Charges Including Fuel Cost Adjustment			0.00						
Fuel Surcharge Adjustment			0.00						
True up Charge			0.00						
FFPCA Charge			0.00						
ToD Charges			1559						
ToD Incentive (-)			0						
Sub Total			127817.93						
Customer Charges			1406						
Grid support charges			0						
Wheeling Charges			0						
LPF Charges			0						
RKURH Surcharge Hydrl			0						
RKURH Surcharge Wind			0						
Open Access CSS			0						
ACD Surcharge			0						
Late Payment Charges			0						
Interest on EO			0						
Rental Interest			0						
Transformer Hire Charges			0						
Differential Voltage Surcharges			0						
Load Factor Incentive (-)			0						
Total F of The Month			129223.93						
TCS			0						
TCS SF			0						
25% Rebate -Applicable			0						
Fuel Incentive (-)			0						
Rated Cost Adj (-)			0						
Net ICD/Amr(ICD-TDS)(0.00)(-)			0						
Other Credit Adj			0						
Loss (or) Gain			0.07						
NET BILL			129224						
Previous Years/Amounts before 31-Mar-2020			0.00						
Current Years/Amounts after 01-Apr-2020			0.47						
Net Payable Rs.			129224						
<small>This is a system generated bill only for information, please refer to the bill issued by SAC of the circle only.</small>									



PRINCIPAL
 Avanathi Institute of Pharmaceutical Sciences
 Cherukupally (V), Bhogapuram Mandal
 Vizianagaram Dt., - 531162



ESTD : 2005

AVANTHI INSTITUTE OF PHARMACEUTICAL SCIENCES

(Approved by A.I.C.T.E, P.C.I, New Delhi, Recognized by the Govt. of A.P. & Affiliated to JNTUGV - Vizianagaram)

Cherukupally (Village), Chittivalasa (SO), Bhogapuram (Mandal), Vizianagaram (Dist) -531162.

www.avanthipharma.ac.in, principal@avanthipharma.ac.in

**TESCON
WATER TREATMENT**D.No 16-709 Plot No. C-15, GVMC Layout,
Srikanth Nagar, Arilva, Vishakhapatnam-530041.
Cell : 9949232731, 953323731
Email: tesconwatertech@yahoo.com
Website: www:tesconwatertech.com**TAX INVOICE/BILL**

To: Avanathi Institute of Pharmaceutical Sciences Tagarapavalasa - Vizag PIN 531163			Invoice No: 56 Order No: Verbel Customer: C wal bill no 151416140192 L.R. /D.C. No. : Date: 22/06/22		Date: 22/06/22 Date:	
Sl No.	Description	HSN CODE	Qty.	Unit	Unit Rate	Amount Rs. Ps.
	1000 PH RO System (with All Accessories)	8421211 -0		01NO sets	139830	1,39,830 00
Total Amount in words One lakh sixty nine thousand only					Amount before Tax	1,39,830 00
Bank Details : TESCO WATER TREATMENT					CGST 9%	12,585 00
Bank Name : State Bank of India					SGST 9%	12,585 00
Bank A/c : 36976932222					IGST	
Bank IFSC : SBIN0015212					Total Amount After Tax	1,65,000
Branch : Arilva, Visakhapatnam					For TESCO WATER TREATMENT	
Terms & Conditions : 1. Subject to visakapatnam Jurisdiction 2. Good once sold will not be taken back 3. Interest at the rate of 21% per annum shall be charged for delayed payment					Authorized Signatory	
GSTIN : 37ALUPM5859J1Z3						

**PRINCIPAL**Avanathi Institute of Pharmaceutical Sciences
Cherukupally (V), Bhogapuram Mandal
Vizianagaram Dt., - 531162



AVANTHI INSTITUTE OF PHARMACEUTICAL SCIENCES

(Approved by A.I.C.T.E., P.C.I., New Delhi, Recognized by the Govt. of A.P. & Affiliated to JNTUGV - Vizianagaram)

Cherukupally (Village), Chittivalasa (SO), Bhogapuram (Mandal), Vizianagaram (Dist) -531162.

www.avanthipharma.ac.in, principal@avanthipharma.ac.in

TESCON WATER TREATMENT

D.No 16-709 Plot No. C-15, GVMC Layout,
Srikanth Naager, Arilva, Vishakhapatnam-530041,
Cell : 9949232731, 953323731
Email: tesconwatertech@yahoo.com
Website: www.tesconwatertech.com

TAX INVOICE/BILL

To: Avanathi Institute of Pharmaceutical Sciences Tagarapavalasa - Vizag.		Invoice No: 95	Date: 22/06/22				
		Order No: Verbel	Date:				
		Customer:					
		L.R. /D.C. No. :	Date: 22/06/22				
SI No.	Description	HSN CODE	Qty.	Unit	Unit Rate	Amount Rs.	Ps.
1.	Antiscalent chemical	308299	10 kgs		325/-	3,250	00
2.	"20" Jumbo Micron filters	801290	2 Nos.		600/-	1,200	00
Total Amount in words Five Thousand Two Hundred fifty one only					Amount before Tax	4,450	00
Bank Details : TESCON WATER TREATMENT					CGST 9%	400	50
Bank Name : State Bank of India					SGST 9%	400	50
Bank A/c : 36976932222					IGST		
Bank IFSC : SBIN0016212					Total Amount After Tax	5,251	00
Branch : Arilva, Visakhapatnam					For TESCON WATER TREATMENT		
Terms & Conditions : 1. Subject to visakhapatnam Jurisdiction 2. Good once sold will not be taken back 3. Interest at the rate of 21% per annum shall be charged for delayed payment					Authorized Signatory		
GSTIN : 37ALUPM5859J1Z3							



PRINCIPAL

Avanathi Institute of Pharmaceutical Sciences
Cherukupally (V), Bhogapuram Mandal
Vizianagaram Dt., - 531162



AVANTHI INSTITUTE OF PHARMACEUTICAL SCIENCES

(Approved by A.I.C.T.E., P.C.I., New Delhi, Recognized by the Govt. of A.P. & Affiliated to JNTUGV - Vizianagaram)

Cherukupally (Village), Chittivalasa (SO), Bhogapuram (Mandal), Vizianagaram (Dist) -531162.

www.avanthipharma.ac.in, principal@avanthipharma.ac.in

TESCON WATER TREATMENT

D.No 16-709 Plot No. C-15, GVMC Layout,
Srikanth Naager, Arilva, Vishakhapatnam-530041,
Cell : 9949232731, 953323731
Email: tesconwatertech@yahoo.com
Website: www.tesconwatertech.com

TAX INVOICE/BILL

To: Avanthi institute of pharmaceutical sciences Tagarapavalasa - Vizag			Invoice No: 85	Date: 27/12/22			
			Order No: Verbel	Date:			
			Customer:				
			L.R. /D.C. No. :	Date: 27/12/22			
Sl No.	Description	HSN CODE	Qty.	Unit	Unit Rate	Amount Rs.	Ps.
1.	Antiscalent Chemical	382490-22	10 Kgs	325/-		3,250	-00
2.	"20" Jumbo Miron filters	842199-00	4 Nos	600/-		2,400	-00
3.	"10" Miron filter	842199-00	2 Nos	150/-		300	-00
Total Amount in words: <u>Seven Thousand and Twenty one only</u>					Amount before Tax	5,950 = 00	
Bank Details : TESCON WATER TREATMENT					CGST 9%	535 = 50	
Bank Name : State Bank of India					SGST 9%	535 = 50	
Bank A/c : 36976932222					IGST	T	
Bank IFSC : SBIN0015212					Total Amount After Tax	7021 = 00	
Branch : Arilva, Visakhapatnam					For TESCON WATER TREATMENT		
Terms & Conditions : 1. Subject to visakhapatnam Jurisdiction 2. Good once sold will not be taken back 3. Interest at the rate of 21% per annum shall be charged for delayed payment					Authorized Signatory		
GSTIN : 37ALUPM5859J1Z3							



PRINCIPAL

Avanthi Institute of Pharmaceutical Sciences
Cherukupally (V), Bhogapuram Mandal
Vizianagaram Dt., - 531162



ESTD : 2005

AVANTHI INSTITUTE OF PHARMACEUTICAL SCIENCES

(Approved by A.I.C.T.E, P.C.I, New Delhi, Recognized by the Govt. of A.P. & Affiliated to JNTUGV-Vizianagaram)

Cherukupally (Village), Chittivalasa (SO), Bhogapuram (Mandal), Vizianagaram (Dist) -531162.

www.avanthipharma.ac.in, principal@avanthipharma.ac.in



GODAVARI MINERAL WATER TECHNOLOGIES

48-16, 6/7, 7/7, 5th Cross Road,
Chittivalasa, Vizianagaram
Vizianagaram District, Pradesh 531016
India
GSTIN: 37AAFG5471G1C0

TAX INVOICE

#	Invoice Date	: 04/04/2019	Place of Supply	: Andhra Pradesh (37)
	Terms	: 25/10/2019		
	Due Date	: 23/03/2019		
Bill To	AVANTHI PHARMACEUTICAL SCIENCES Tagarapalasa Vizakhapatnam Andhra Pradesh India		Ship To	Tagarapalasa Vizakhapatnam Andhra Pradesh India


#	Item & Description	HSN (SAC)	Qty	Rate	CGST %	CGST Amt	SGST %	SGST Amt	Amount
1	20" JUMBO FILTERS	8421	2.00	450.00	9%	81.00	9%	81.00	900.00
2	CHEMICAL S020		1.00	1500.00	9%	135.00	9%	135.00	1500.00
3	8340 MEMBRANE	84212100	1.00	2600.00	9%	234.00	9%	234.00	3068.00
4	25NB MULTI PORT VALVE	8421	1.00	225.00	9%	20.25	9%	20.25	250.00
5	SERVICE CHARGE	990717	1.00	1500.00	9%	135.00	9%	135.00	1500.00

Total in Words: Indian Rupee Forty-five Thousand Three Hundred Twenty-two Only

- Terms & Conditions
- * Goods once sold cannot be taken back.
 - * We are not responsible for any breakage, theft or damage during transport.
 - * Warranty of components & services is provided by dealer to the customer who sale to end customer.
 - * Subject to Vizakhapatnam Jurisdiction.

Sub Total	38,400.00
CGST@ 9%	3,456.00
SGST@ 9%	3,456.00
Total	Rs. 45,312.00




PRINCIPAL
 Avanthi Institute of Pharmaceutical Sciences
 Cherukupally (V), Bhogapuram Mandal
 Vizianagaram Dt., - 531162



ESTD : 2005

AVANTHI INSTITUTE OF PHARMACEUTICAL SCIENCES(Approved by A.I.C.T.E, P.C.I, New Delhi, Recognized by the Govt. of A.P. & Affiliated to JNTUGV-Vizianagaram)
Cherukupally (Village), Chittivalasa (SO), Bhogapuram (Mandal), Vizianagaram (Dist) -531162.

www.avanthipharma.ac.in, principal@avanthipharma.ac.in

TESCON
WATER TREATMENTD.No 16-709 Plot No. C-15, GVMC Layout,
Srikanth Naager, Ariva, Vishakhapatnam-530041.
Cell : 9949232731, 953323731
Email: tesconwatertech@yahoo.com
Website: www.tesconwatertech.com**TAX INVOICE/BILL**

To: <i>Avanthi institute of Pharmaceutical sciences Tagarapavalasa - Vizag.</i>			Invoice No: 95		Date: 22/06/22	
			Order No: Verbel		Date:	
			Customer:		Date: 22/06/22	
			L.R. /D.C. No. :			
SI No.	Description	HSN CODE	Qty.	Unit	Unit Rate	Amount Rs. Ps.
1.	Antiscale nt chemical	308299	10 kgs		325/-	3,250 - 00
2.	"20" Jumbo micron filters	8012290	2 Nos		600/-	1,200 - 00
Total Amount in words <i>Five Thousand Two Hundred fifty one only</i>					Amount before Tax	4,450 - 00
Bank Details : TESCON WATER TREATMENT					CGST 9%	400 - 50
Bank Name : <i>State Bank of India</i>					SGST 9%	400 - 50
Bank A/c : <i>3697693222</i>					IGST	
Bank IFSC : <i>SBIN0016212</i>					Total Amount After Tax	5,251 - 00
Branch : <i>Ariva, Visakhapatnam</i>					For TESCONE WATER TREATMENT	
Terms & Conditions : 1. Subject to visakhapatnam Jurisdiction 2. Good once sold will not be taken back 3. Interest at the rate of 21% per annum shall be charged for delayed payment					Authorized Signatory	
GSTIN : 37ALUPM5859J1Z3						



PRINCIPAL

Avanthi Institute of Pharmaceutical Sciences
Cherukupally (V), Bhogapuram Mandal
Vizianagaram Dt., - 531162



ESTD : 2005

AVANTHI INSTITUTE OF PHARMACEUTICAL SCIENCES

(Approved by A.I.C.T.E, P.C.I, New Delhi, Recognized by the Govt. of A.P. & Affiliated to JNTUGV-Vizianagaram)

Cherukupally (Village), Chittivalasa (SO), Bhogapuram (Mandal), Vizianagaram (Dist) -531162.

www.avanthipharma.ac.in, principal@avanthipharma.ac.in

TESCON
WATER TREATMENTD.No 16-709 Plot No. C-15, GVMC Layout,
Srikanth Naager, Arilva, Vishakhapatnam-530041.

Cell : 9949232731, 953323731

Email: tesconwatertech@yahoo.com

Website: www:tesconwatertech.com

TAX INVOICE/BILL

To: Avanthi Institute of Pharmaceutical Sciences Tagarapavalasa - Vizag PIN 531163			Invoice No: 56		Date: 22/06/22		
			Order No: Verbel		Date:		
			Customer: (wat bill no 151416140182				
			L.R. /D.C. No. :		Date: 22/06/22		
Sl No.	Description	HSN CODE	Qty.	Unit	Unit Rate	Amount Rs.	Ps.
	1000 (PH RO System (with All Accessories)	8421211 -0		OIND Sets	139830	1,39,830	00
Total Amount in words <u>One lakh sixty five thousand only</u>					Amount before Tax		1,39,830.00
Bank Details : TESCOON WATER TREATMENT					CGST 9%		12,585.00
Bank Name : State Bank of India					SGST 9%		12,585.00
Bank A/c : 36976732222					IGST		
Bank IFSC : SBIN0015212					Total Amount After Tax		1,65,000
Branch : Arilva, Visakhapatnam					For TESCOON WATER TREATMENT		
Terms & Conditions : 1. Subject to visakhapatnam Jurisdiction 2. Good once sold will not be taken back 3. Interest at the rate of 21% per annum shall be charged for delayed payment					Authorized Signatory		
GSTIN : 37ALUPM5859J1Z3							



PRINCIPAL

Avanthi Institute of Pharmaceutical Sciences
Cherukupally (V), Bhogapuram Mandal
Vizianagaram Dt., - 531162



AVANTHI INSTITUTE OF PHARMACEUTICAL SCIENCES

(Approved by A.I.C.T.E., P.C.I., New Delhi, Recognized by the Govt. of A.P. & Affiliated to JNTUGV-Vizianagaram)
Cherukupally (Village), Chittivalasa (SO), Bhogapuram (Mandal), Vizianagaram (Dist) -531162.

www.avanthipharma.ac.in, principal@avanthipharma.ac.in

ESTD : 2005

TESCON WATER TREATMENT

D.No 16-709 Plot No. C-15, GVMC Layout,
Srikanth Naager, Arilva, Vishakhapatnam-530041,
Cell : 9949232731, 953323731
Email: tesconwatertech@yahoo.com
Website: www:tesconwatertech.com

TAX INVOICE/BILL

To: <i>Avanthi institute of pharmaceutical sciences Tagarapavalasa - Vizag</i>			Invoice No: 85	Date: 12/08/22			
			Order No: <i>10161</i>	Date:			
			Customer:				
			L.R. /D.C. No. :	Date: 12/08/22			
Sl No.	Description	HSN CODE	Qty.	Unit	Unit Rate	Amount Rs.	Pcs.
1	<i>Antiscalent chemical</i>	<i>382490</i>	<i>5 kg</i>		<i>325/-</i>	<i>1625</i>	<i>00</i>
R	<i>"20" Jumbo micron filters</i>	<i>842199</i>		<i>2 Nos.</i>	<i>600/-</i>	<i>1200</i>	<i>00</i>
Total Amount in words <i>Three thousand Three hundred Thirty four only</i>					Amount before Tax	<i>2825</i>	<i>00</i>
Bank Details : <i>TESCON WATER TREATMENT</i>					CGST 9%	<i>254</i>	<i>50</i>
Bank Name : <i>State Bank of India</i>					SGST 9%	<i>254</i>	<i>50</i>
Bank A/c : <i>3697693222</i>					IGST		
Bank IFSC : <i>SBIND015212</i>					Total Amount After Tax	<i>3334</i>	<i>00</i>
Branch : <i>Arilva, Vishakhapatnam</i>					For TESCON WATER TREATMENT		
Terms & Conditions : 1. Subject to visakhapatnam Jurisdiction 2. Good once sold will not be taken back 3. Interest at the rate of 21% per annum shall be charged for delayed payment					Authorized Signatory		
GSTIN : 37ALUPM5859J1Z3							



Am
PRINCIPAL

Avanthi Institute of Pharmaceutical Sciences
Cherukupally (V), Bhogapuram Mandal
Vizianagaram Dt., - 531162



AVANTHI INSTITUTE OF PHARMACEUTICAL SCIENCES

(Approved by A.I.C.T.E, P.C.I, New Delhi, Recognized by the Govt. of A.P. & Affiliated to JNTUGV-Vizianagaram)

Cherukupally (Village), Chittivalasa (SO), Bhogapuram (Mandal), Vizianagaram (Dist) -531162.

www.avanthipharma.ac.in, principal@avanthipharma.ac.in

ESTD : 2005

TESCON WATER TREATMENT

D.No 16-709 Plot No. C-15, GVMC Layout,
Srikanth Naager, Arilva, Vishakhapatnam-530041,
Cell : 9949232731, 953323731
Email: tesconwatertech@yahoo.com
Website: www:tesconwatertech.com

TAX INVOICE/BILL

To: Avanthi institute of pharmaceutical sciences Tagarapuvalasa Vizag	Invoice No: 85	Date: 27/12/22
	Order No: Verbel	Date:
	Customer:	
	L.R. /D.C. No. :	Date: 27/12/22

SI No.	Description	HSN CODE	Qty.	Unit	Unit Rate	Amount	
						Rs.	Ps.
1.	Antiscalent Chemical	382490-22	10 Kgs	325/-		3,250	00
2.	"20" Jumbo Micron filters	842199-00	4 Nos	600/-		2,400	00
3.	"10" Micron filter	842199-00	2 Nos	150/-		300	00

Total Amount in words: Seven Thousand and Twenty one only	Amount before Tax	5,950 = 00
Bank Details : TESCON WATER TREATMENT	CGST 9%	535 = 50
Bank Name : State Bank of India	SGST 9%	535 = 50
Bank A/c : 36976932222	IGST	T
Bank IFSC : SBIN0015212	Total Amount After Tax	7021 = 00
Branch : Arilva, Vishakhapatnam	For TESCON WATER TREATMENT	
Terms & Conditions : 1. Subject to visakhapatnam Jurisdiction 2. Good once sold will not be taken back 3. Interest at the rate of 21% per annum shall be charged for delayed payment	Authorised Signatory	
GSTIN : 37ALUPM5859J1Z3		



PRINCIPAL

Avanthi Institute of Pharmaceutical Sciences
Cherukupally (V), Bhogapuram Mandal
Vizianagaram Dt., - 531162